

Overview of Data Analysis on IPV Administrative Data among EU Member States

EIGE Joint Consultation Meeting on Advancing Administrative Data Collection on Intimate Partner Violence (IPV) and Gender-related Killings of Women



Presentation Outline

- Data availability and comparability based on EIGE's feasibility study published in June 2019
- Data availability and comparability based on EIGE's data collection for 13 indicators
- Overview of data availability and comparability for each indicator

Data availability and comparability definition based on EIGE's feasibility study

Comparability and Availability status	Detailed description
Comparable and Available	The corresponding data are available with necessary breakdowns, i.e. sex of the victim and the perpetrator , and their relationship is sufficiently detailed to distinguish intimate partnership .
Not Comparable, but Partially Available	Proxy or partial data are available but may lack important breakdowns , such as the exact relationship between victim and perpetrator. Data available on domestic violence cases with female victims are considered partial, enables an approximation.
Not Available	There are no data at all or data are not useful to populate the indicator due to significant lack of detail, for example sex of the victim.

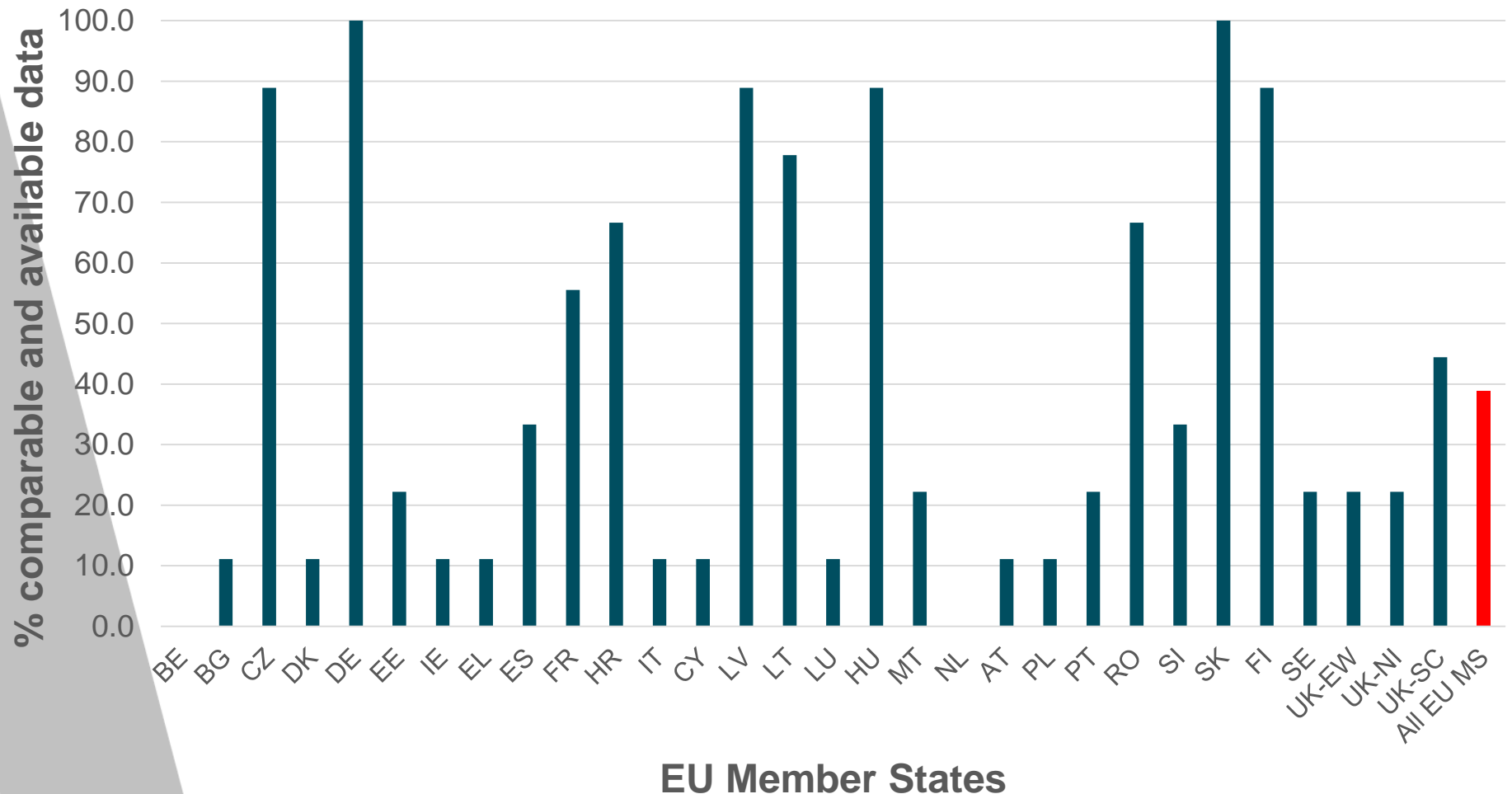
Source: EIGE. "Police, justice sector data on IPV against women in EU" (June 2019)

Data availability and comparability definition based on collected metadata

Comparability and Availability status	Detailed description
Comparable and Available	<p>The corresponding data are available for the following indicator components that are deemed more important: ‘statistical unit’, ‘sex of the victim’, ‘victim-perpetrator relationship’ and ‘offence(s) included’. For indicator 8, ‘victim-perpetrator relationship’ does not apply.</p>
Not Comparable, but Partially Available	<p>Proxy or partial data are available only for some of the indicator components that are deemed more important.</p>
Not Available	<p>There are no data at all or data are not useful to populate the indicator components that are deemed more important.</p>

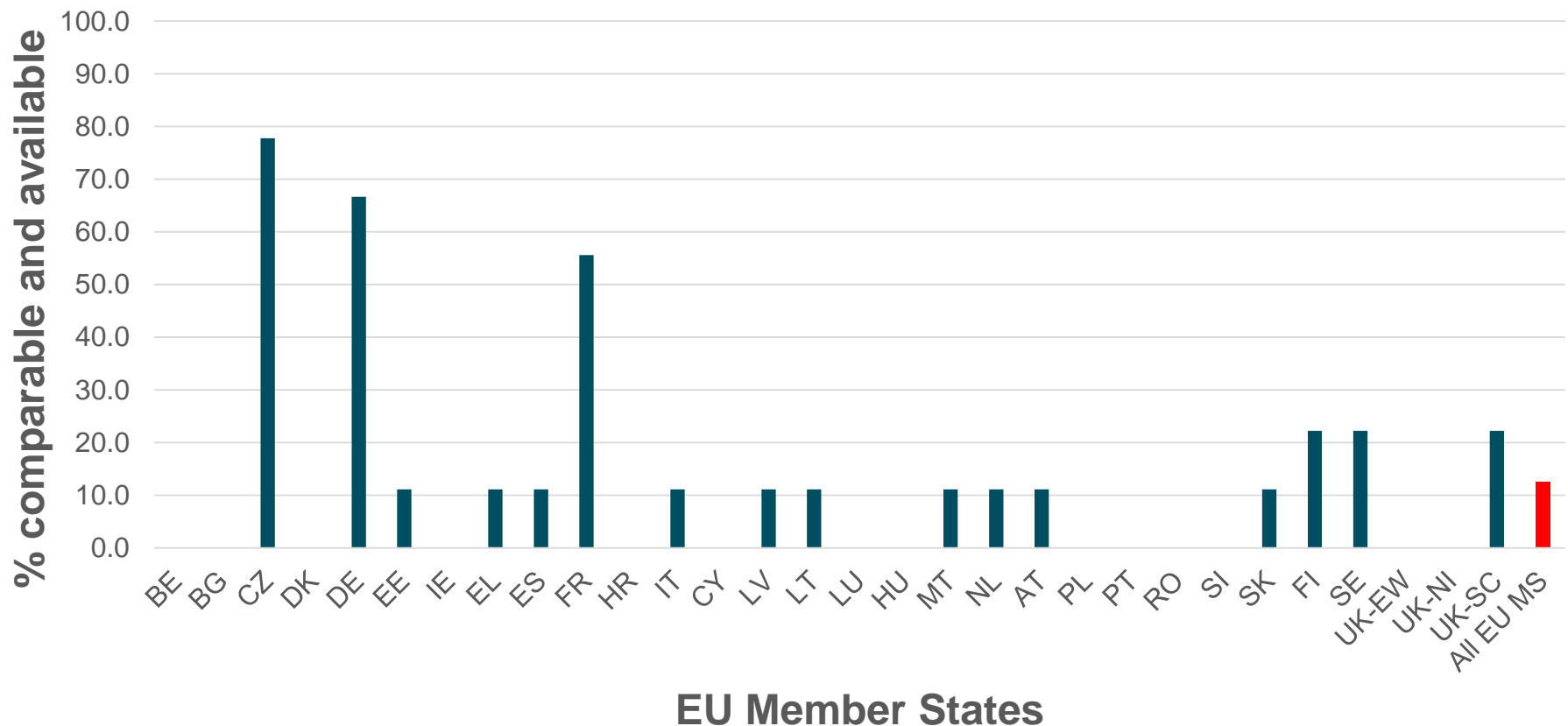
Source: Assumption based on IPV Methodology mapping tables data.

Data comparability and availability of **police sector indicators** (Indicators 1 -9) based on feasibility study



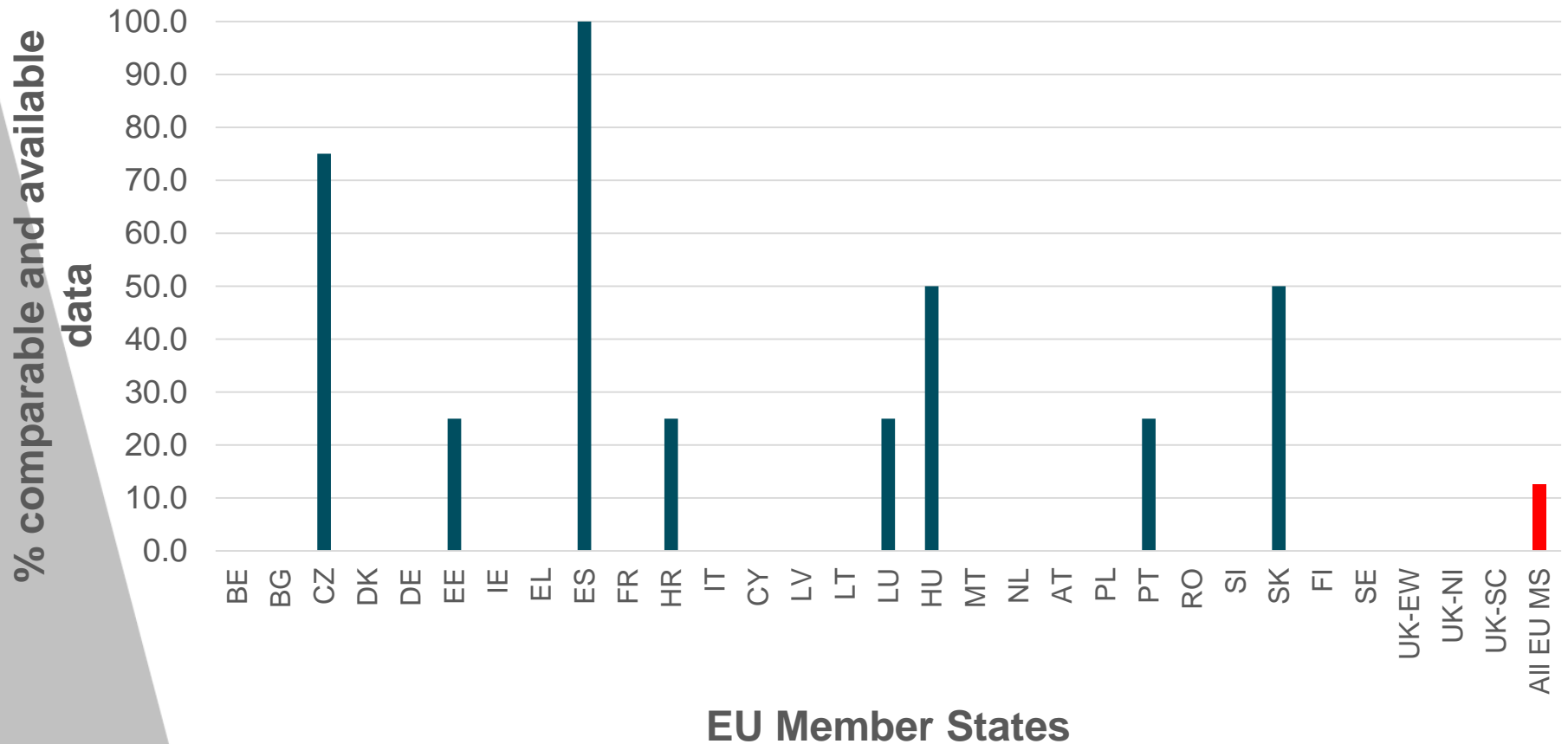
Source: Extrapolated data based on EIGE. **“Police, justice sector data on IPV against women in EU” (June 2019)**

Data comparability and availability of **police sector indicators** (Indicators 1 -9) based on collected metadata



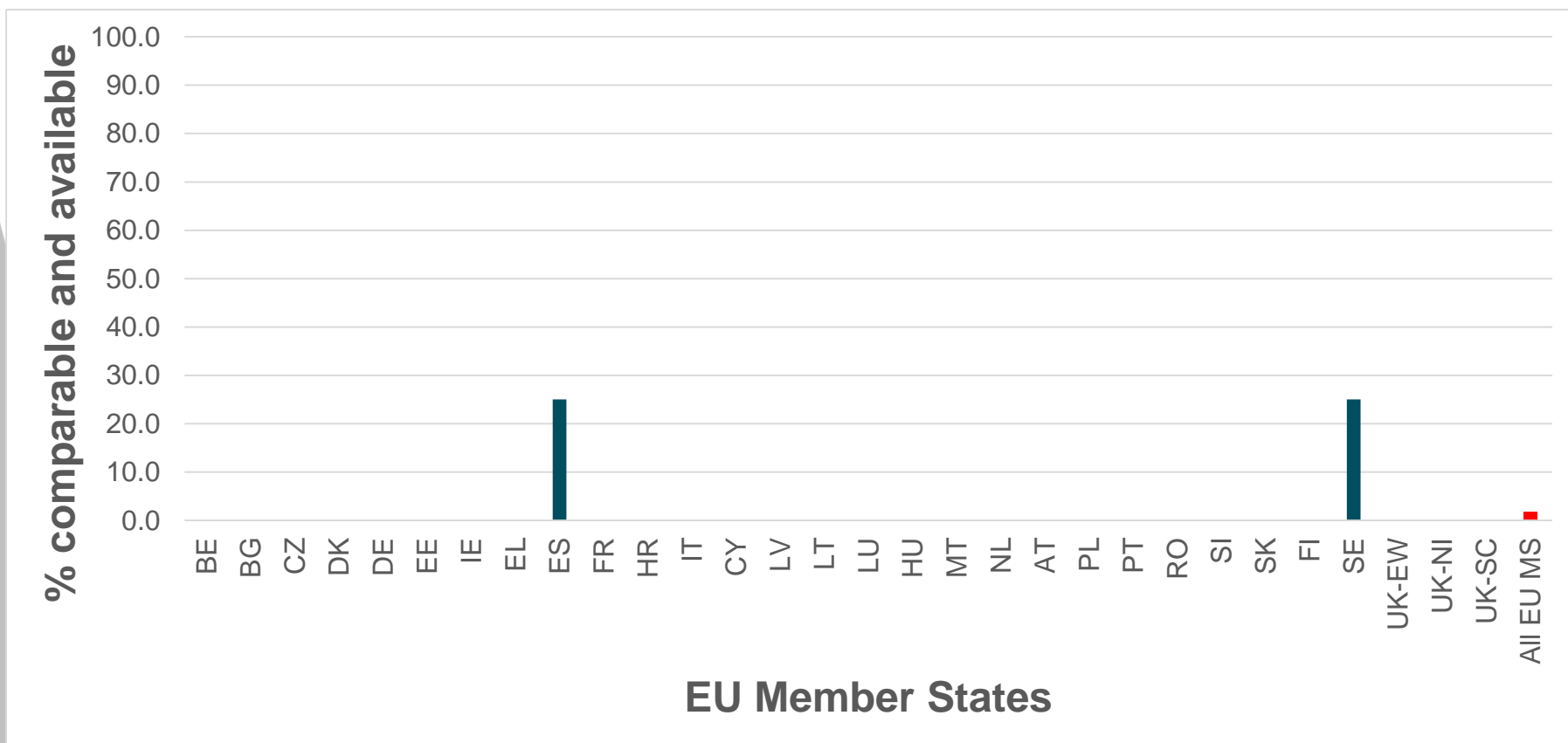
Source: Extrapolated data based on EIGE *IPV Methodology Mapping Tables*

Data comparability and availability of **justice sector indicators** (Indicators 10 - 13) based on feasibility study



Source: Extrapolated data based on EIGE. *“Police, justice sector data on IPV against women in EU” (June 2019)*

Data comparability and availability of **justice sector indicators** (Indicators 10 - 13) based on collected metadata



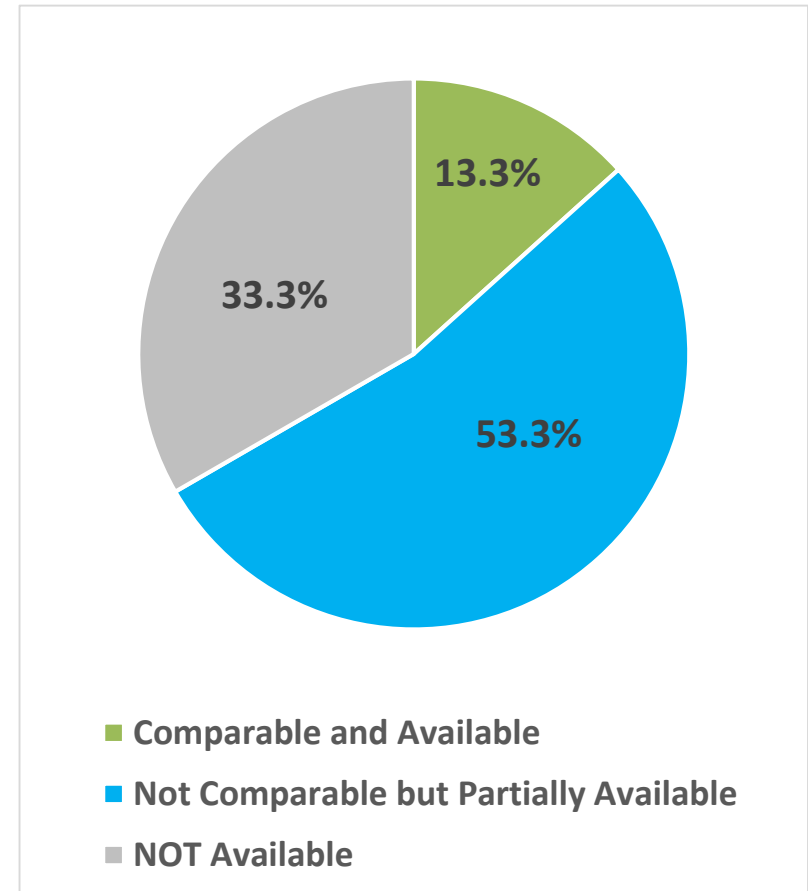
Source: Extrapolated data based on EIGE *IPV Methodology Mapping Tables*

**OVERVIEW OF DATA AVAILABILITY AND
COMPARABILITY OF COLLECTED DATA FOR EACH
INDICATOR**

Data availability and comparability for Indicator 1:

Annual number of women victims of intimate partner violence (aged 18 and over) committed by men (aged 18 and over)

Comparable and Available	Not Comparable but Partially Available		Data NOT Available
CZ	AT	MT	BE
DE	BG	PL	DK
FR	CY	RO	EE
LV	EL	SI	ES
	FI	SK	IE
	HR	UK-EW	IT
	LT	UK-NI	NL
	LU	UK-SC	SE
			LT (TBC)
			HU (TBC)
			PT (TBC)

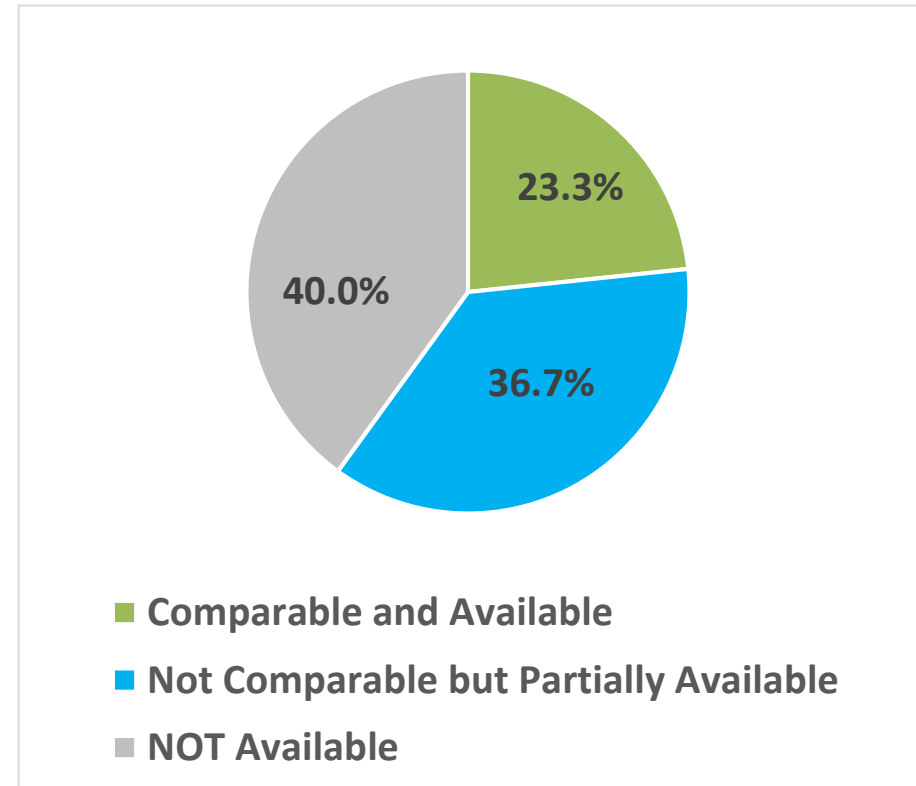


Source: Extrapolated data based on EIGE *IPV Methodology Mapping Tables*

Data availability and comparability for Indicator 2:

Annual number of reported offences related to intimate partner violence against women committed by men (aged 18 and over)

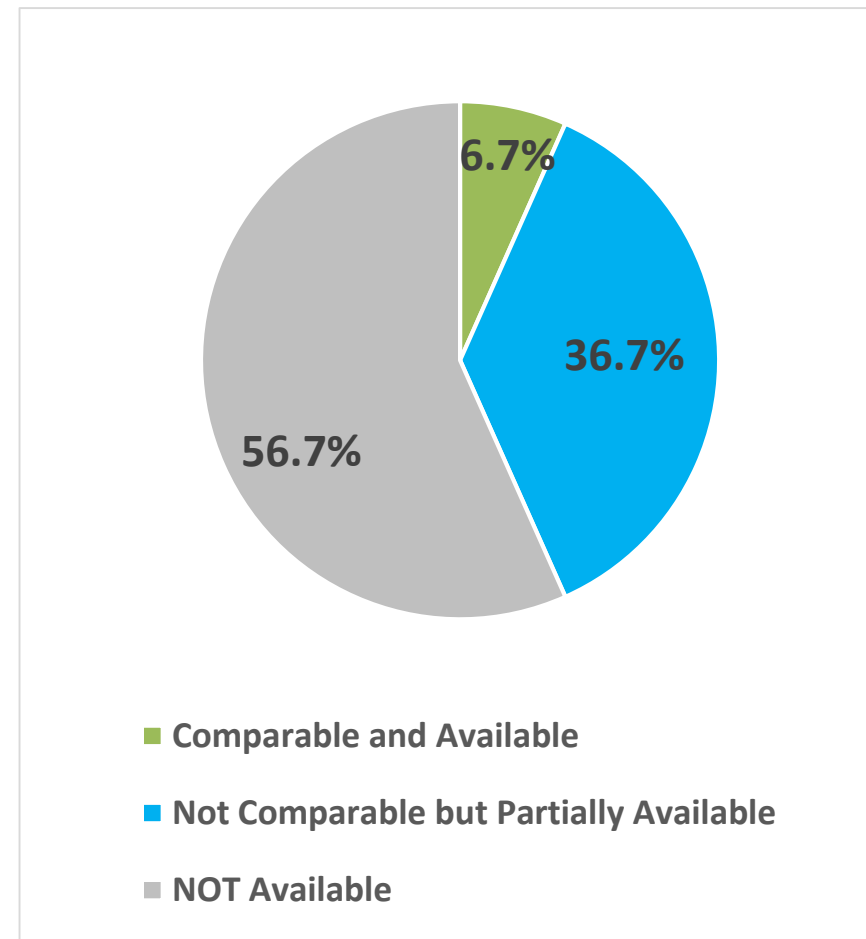
Comparable and Available	Not Comparable but Partially Available	NOT Available
CZ	AT	BE
ES	BG	DE
FI	CY	DK
HR	EL	EE
SE	FR	HU
SK	IT	IE
UK-SC	LU	LT
	MT	LV
	SI	NL
	UK-EW	PL
	UK-NI	PT
		RO



Source: Extrapolated data based on EIGE *IPV Methodology Mapping Tables*

Data availability and comparability for Indicator 3: Annual number of men perpetrators of intimate partner violence against women (and % of male population that are perpetrators)

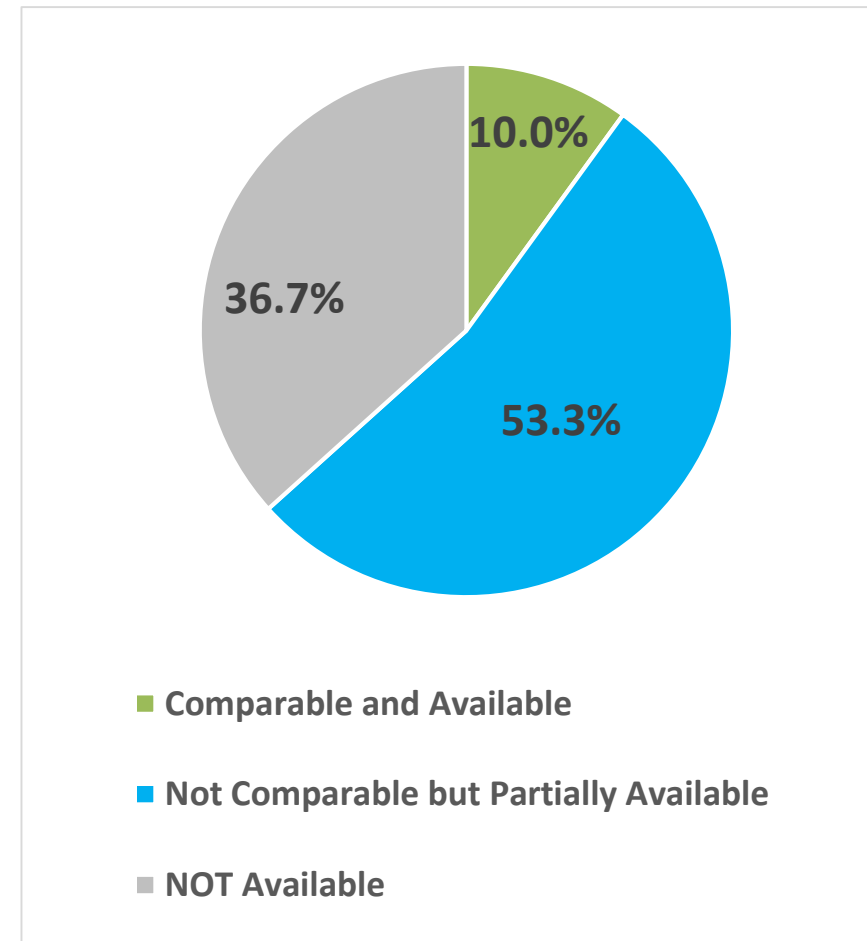
Comparable and Available	Not Comparable but Partially Available	NOT Available	
CZ SE	AT BE CY DE EL FI HR PL SI UK-NI UK-SC	BG DK EE ES FR HU IE IT LT	LU LV MT NL PT RO SK UK-EW



Source: Extrapolated data based on EIGE *IPV Methodology Mapping Tables*

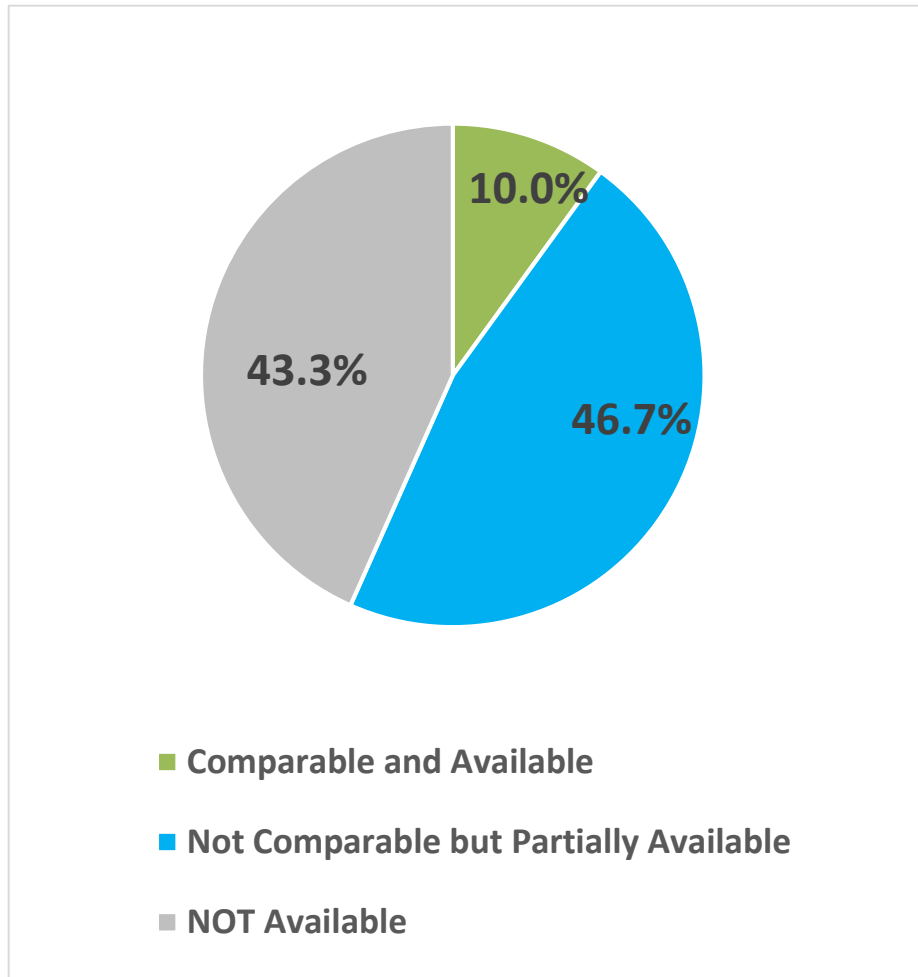
Data availability and comparability for Indicator 4: Annual number of women victims of physical intimate partner violence (aged 18 and over) committed by men (aged 18 and over)

Comparable and Available	Not Comparable but Partially Available	NOT Available
CZ DE FR	BG AT HR RO CY SK LV FI LT SE LU UK-EW HU UK-NI MT UK-SC	BE DK EE IE EL ES IT NL PL PT SI



Data availability and comparability for Indicator 5: Annual number of women victims of psychological intimate partner violence (aged 18 and over) committed by men (aged 18 and over)

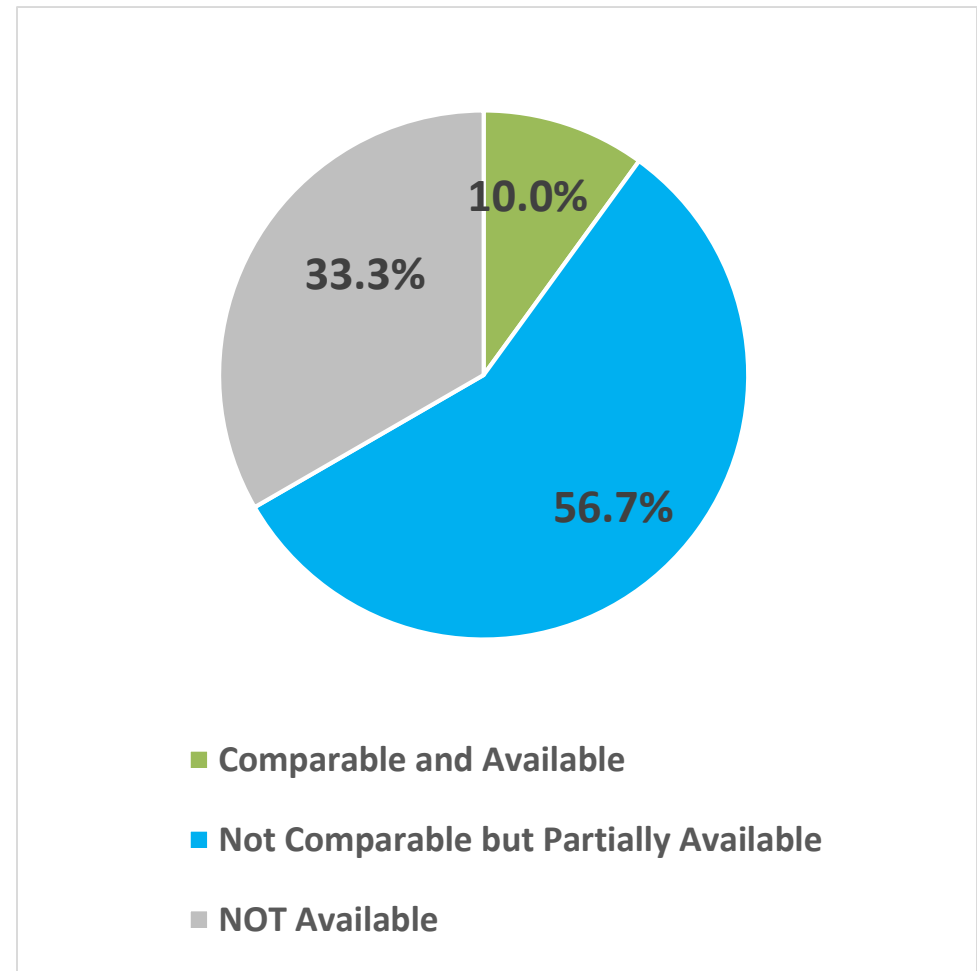
Comparable and Available	Not Comparable but Partially Available	NOT Available
CZ DE FR	AT CY FI HR HU IT LT LU LV MT RO SK UK -EW UK-NI	BE BG DK EE EL ES IE NL PL PT SE SI UK -SCT



Source: Extrapolated data based on EIGE *IPV Methodology Mapping Tables*

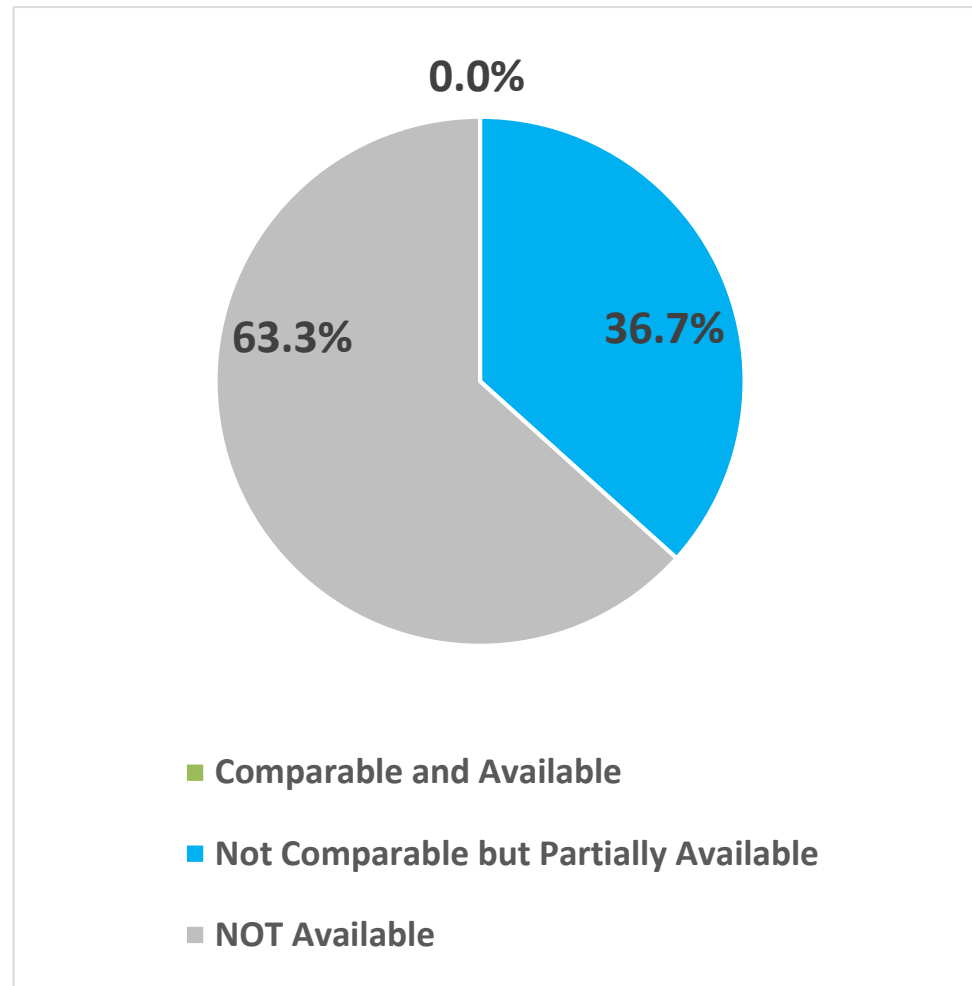
Data availability and comparability for Indicator 6: Annual number of women victims of sexual intimate partner violence (aged 18 and over) committed by men (aged 18 and over)

Comparable and Available	Not Comparable but Partially Available	NOT Available
CZ DE FR	AT BG CY EL EE FI HR HU LT LU LV MT SI SK UK-EW UK-NI UK-SC	BE DK ES IE IT NL PL PT RO SE



Data availability and comparability for Indicator 7: Annual number of women victims of economic intimate partner violence (aged 18 and over) committed by men (aged 18 and over)

Not Comparable but Partially Available	NOT Available	
AT	BE	IE
CZ	BG	IT
DE	CY	LT
HU	DK	NL
LU	EE	PL
LV	EL	PT
MT	ES	RO
SK	FI	SE
UK-EW	FR	SI
UK-NI	HR	
UK-SCT		

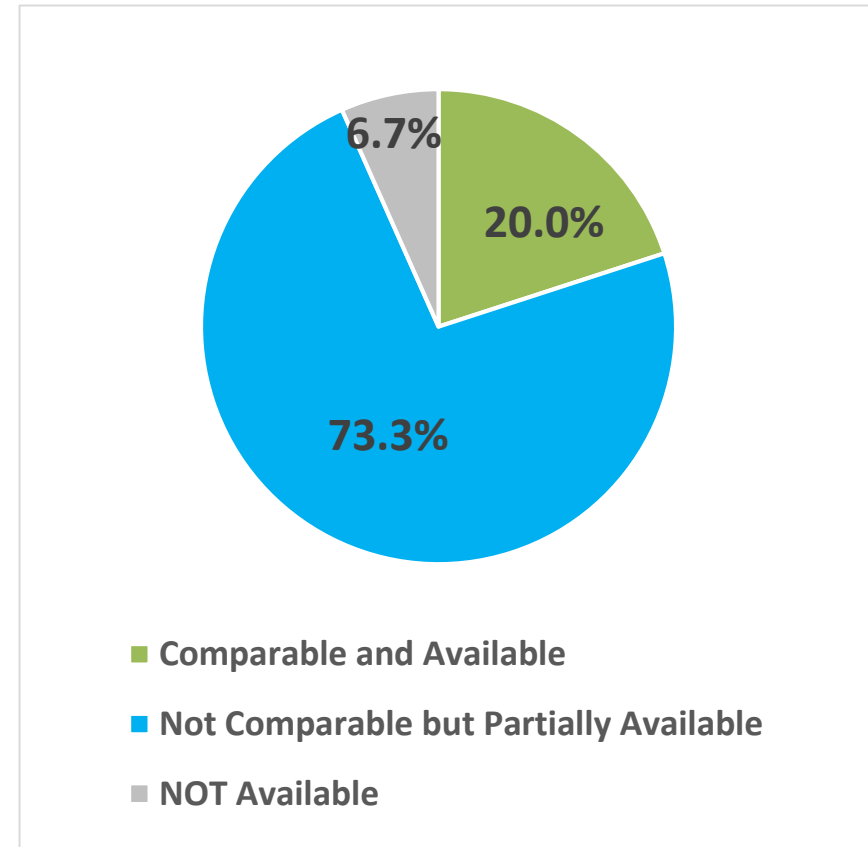


Source: Extrapolated data based on EIGE *IPV Methodology Mapping Tables*

Data availability and comparability for Indicator 8:

Annual number of women victims reporting rape (aged 18 years and over) committed by men (aged 18 and over)

Comparable and Available	Not Comparable but Partially Available	NOT Available
AT	BG LV	BE
CZ	CY MT	NL
DE	DK PL	
EE	ES PT	
EL	FI RO	
FR	HR SE	
	HU SI	
	IE SK	
	IT UK-EW	
	LT UK-NI	
	LU UK-SC	

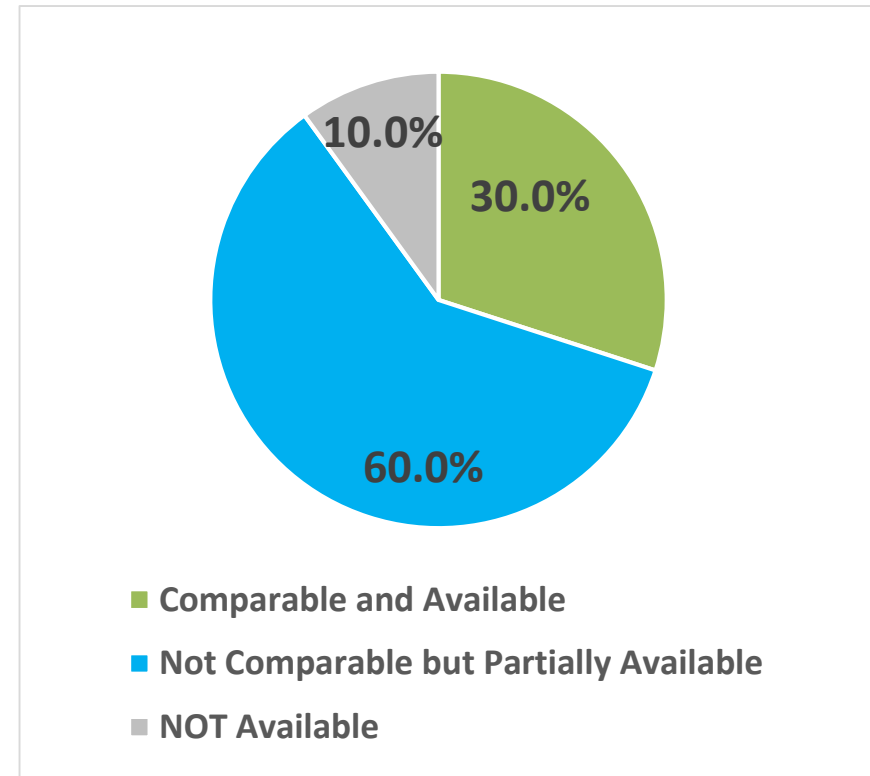


Source: Extrapolated data based on EIGE *IPV Methodology Mapping Tables*

Data availability and comparability for Indicator 9: Annual

number of women victims of intimate femicide (aged 18 and over) committed by a male intimate partner (aged 18 and over), as a share of the women victims of homicide aged 18 and over

Comparable and Available	Not Comparable but Partially Available		NOT Available
CZ	AT	LU	BE
DE	BG	LV	IE
ES	CY	PL	PT
FI	DK	RO	
FR	EE	SE	
IT	EL	SI	
MT	HR	SK	
NL	HU	UK-EW	
UK-SC	LT	UK-NI	

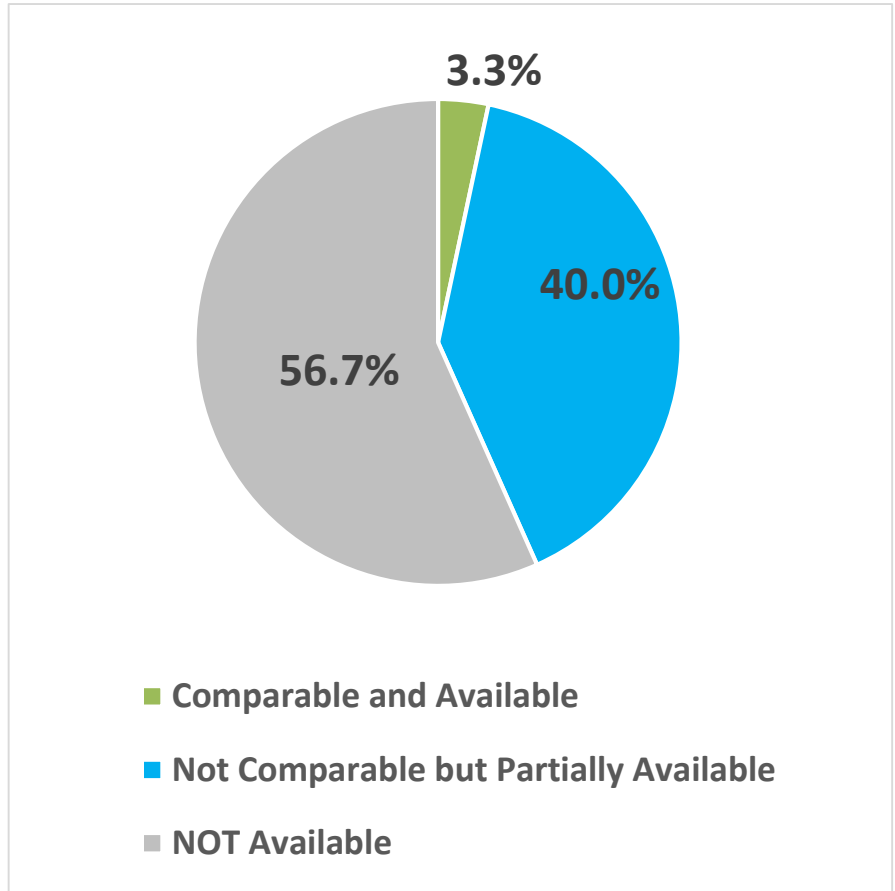


Source: Extrapolated data based on EIGE *IPV Methodology Mapping Tables*

Data availability and comparability for Indicator 10:

Annual number of protection orders applied and granted in cases of intimate partner violence against women by type of courts

Comparable and Available	Not Comparable but Partially Available	NOT Available	
ES	BG EE FR HR IE IT LU LV RO SI UK-EW UK-NI	AT BE CY CZ DE DK EL FI HU	LT MT NL PL PT SE SK UK-SC

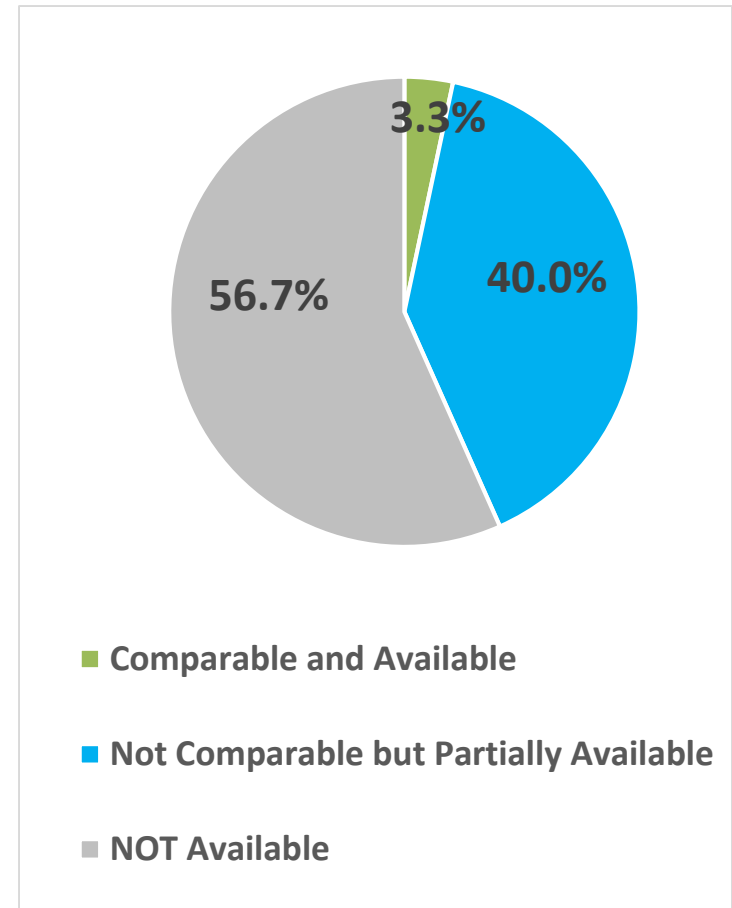


Source: Extrapolated data based on EIGE *IPV Methodology Mapping Tables*

Data availability and comparability for Indicator 11:

Annual number of men (aged 18 and over) prosecuted for intimate partner violence against women

Comparable and Available	Not Comparable but Partially Available	NOT Available	
SE	AT BE CZ EL ES FR HR IT LU SI UK-EW UK-NI	BG CY DE DK EE FI HU IE LT	LV MT NL PL PT RO SK UK-SC

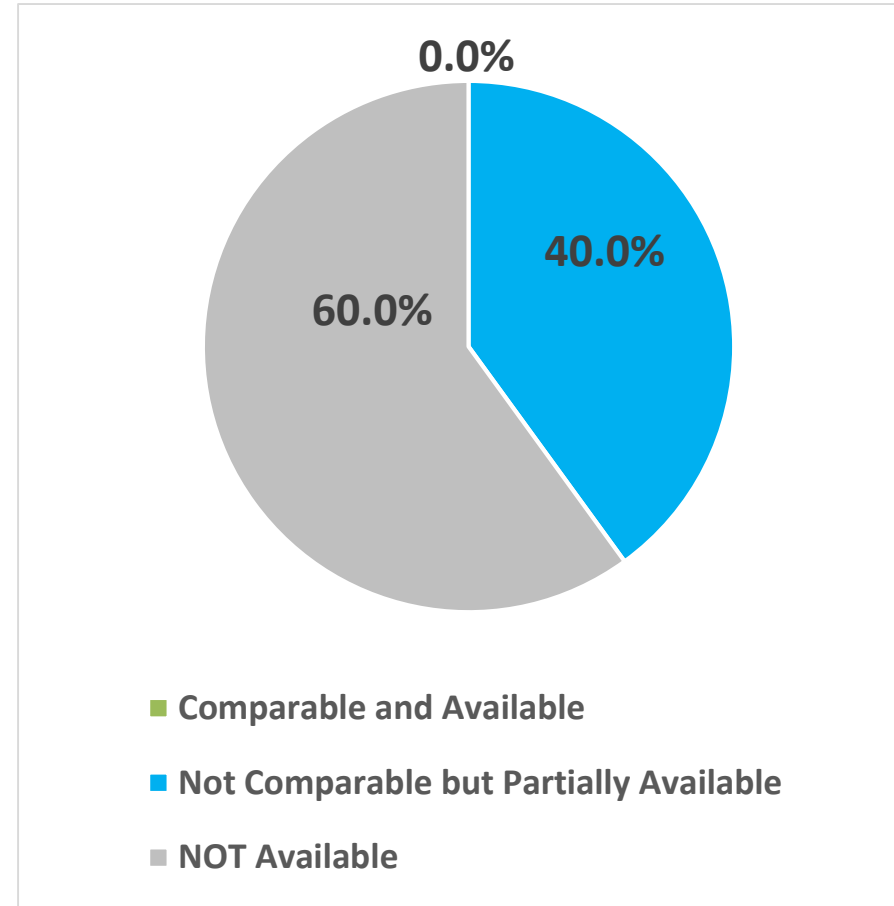


Source: Extrapolated data based on EIGE *IPV Methodology Mapping Tables*

Data availability and comparability for Indicator 12:

Annual number of men (aged 18 and over) sentenced for intimate partner violence against women

Data Partially Available		NOT Available	
AT	IT	BE	LT
CZ	SI	BG	LU
EE	SK	CY	LV
ES	UK-EW	DE	MT
FR	UK-NI	DK	NL
HR	UK-SC	EL	PL
		FI	PT
		HU	RO
		IE	SE

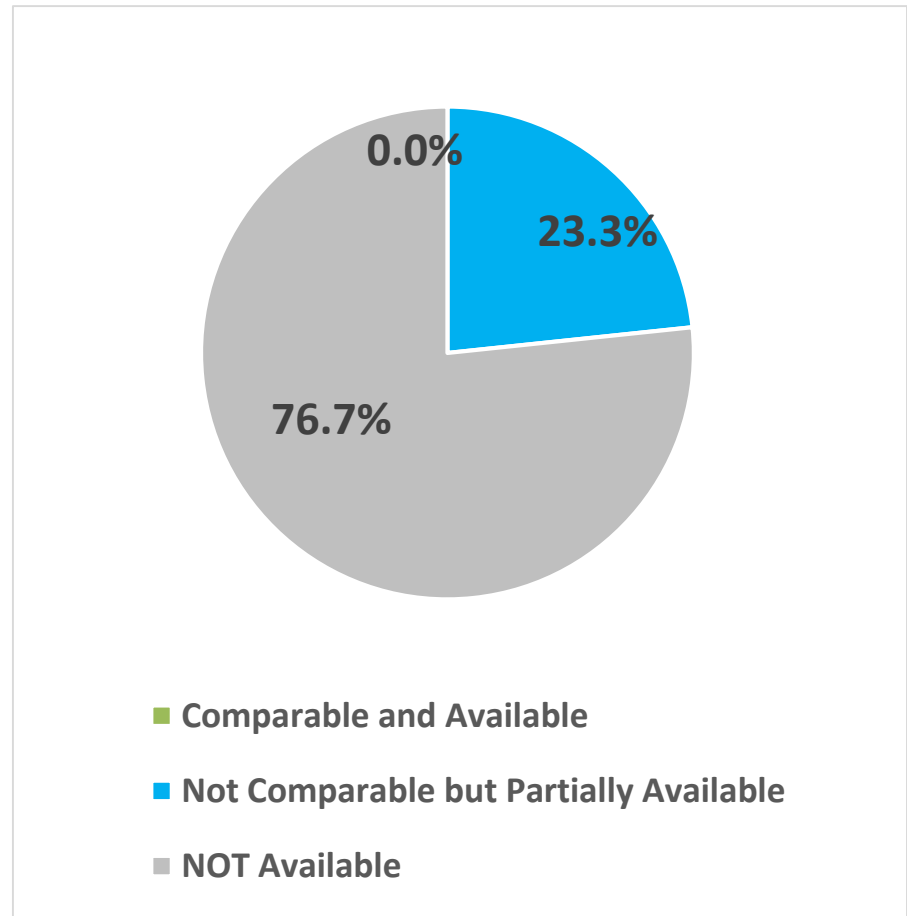


Source: Extrapolated data based on EIGE *IPV Methodology Mapping Tables*

Data availability and comparability for Indicator 13:

Annual number of men (aged 18 and over) held with a final sentencing decision for intimate partner violence against women

Not Comparable but Partially Available	NOT Available	
EE	AT	LT
ES	BE	LU
HR	BG	LV
IT	CY	MT
SK	CZ	NL
UK-EW	DE	PL
UK-NI	DK	PT
	EL	RO
	FI	SE
	FR	SI
	HU	UK-SC
	IE	



Source: Extrapolated data based on EIGE *IPV Methodology Mapping Tables*

THANK YOU!