



EIGE's Gender Statistics Database

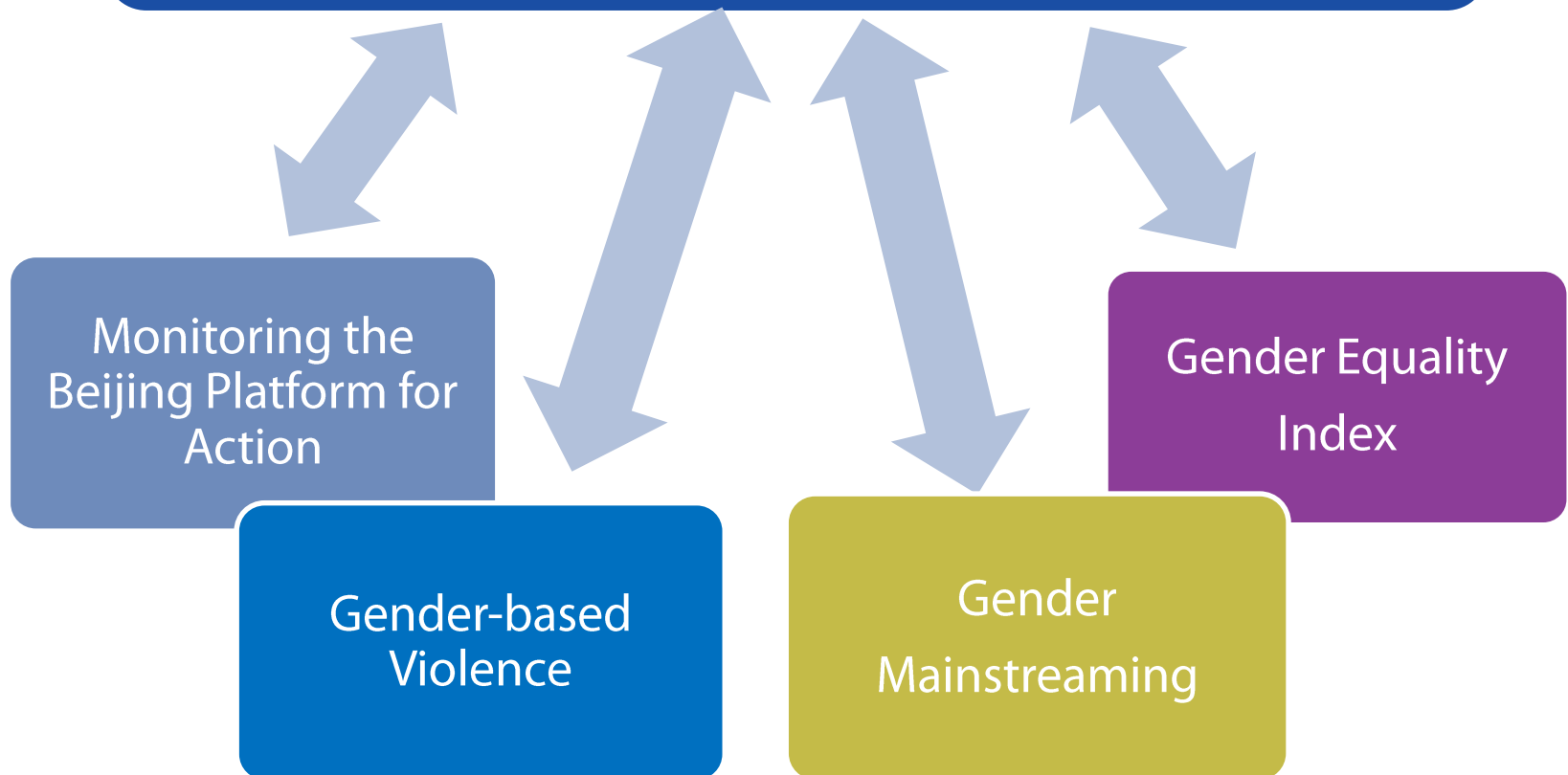
Supporting instruments for gender analysis and
development of gender policies



Presentation outline

- The Database within EIGE's work
- Content, Structure and Principles
- Women and Men in decision making
- Visualisation and Functionalities

EIGE's Gender Statistics Database



EIGE's Gender Statistics Database

Supporting EIGE's mandate, work and objectives

- Data collection, analysis, processing and dissemination
- Making data comparable, reliable and relevant for users
- Supporting better-informed policy making
- Contributing to the promotion of gender equality

Fulfilling international EU commitments

- Coverage of gender concerns by statistical systems and existing data collection programmes
- Dissemination of data on the EU BPfA follow-up
- Supporting EU Member States reporting on gender-based violence commitments under EU Directives and/or Istanbul Convention

The Goals

- awareness raising on how to produce and use gender statistics data/Identify statistics gaps
- encourage Member States to produce and use gender statistics
- make visible different contribution/needs of women and men

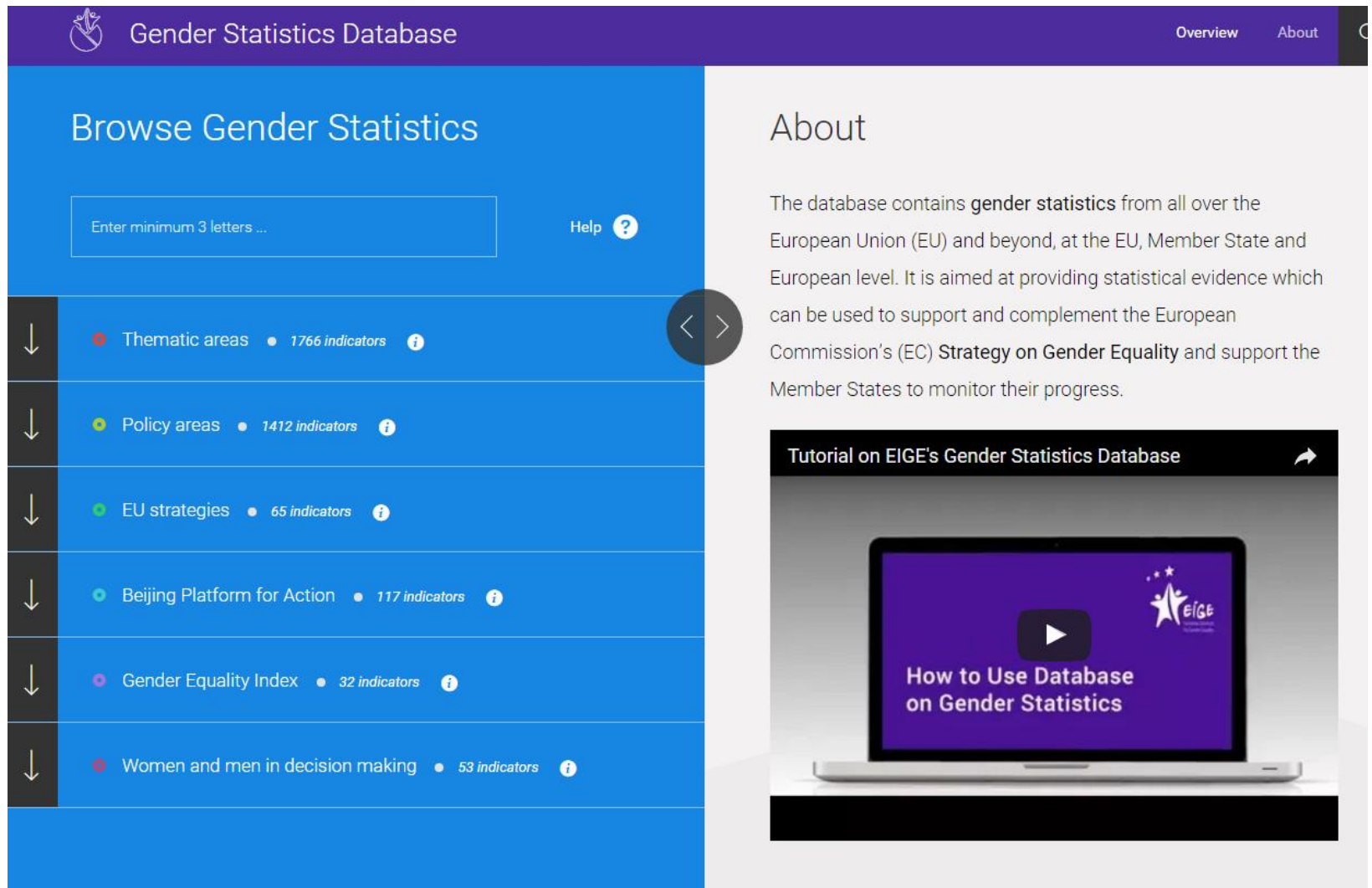


*In network with Statistics producers, Policy makers,
Researchers, Media, Civil Society*

Organising principles

- The Database has a diverse user base:
 - Policymakers (EU and national)
 - Academic researchers
 - Students
 - Civil Society
 - ...
- User diversity necessitates multiple entry points/ browsing trees

Browsing trees



Gender Statistics Database Overview About

Browse Gender Statistics

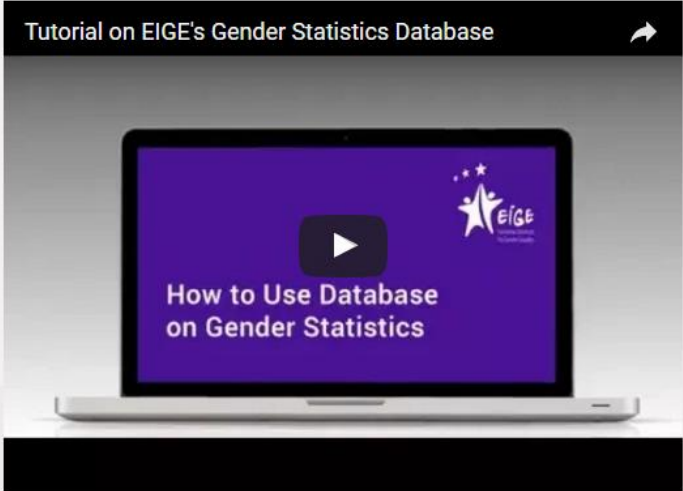
Enter minimum 3 letters ... Help ?

- ↓ Thematic areas • 1766 indicators ⓘ
- ↓ Policy areas • 1412 indicators ⓘ
- ↓ EU strategies • 65 indicators ⓘ
- ↓ Beijing Platform for Action • 117 indicators ⓘ
- ↓ Gender Equality Index • 32 indicators ⓘ
- ↓ Women and men in decision making • 53 indicators ⓘ

About

The database contains **gender statistics** from all over the European Union (EU) and beyond, at the EU, Member State and European level. It is aimed at providing statistical evidence which can be used to support and complement the European Commission's (EC) **Strategy on Gender Equality** and support the Member States to monitor their progress.

Tutorial on EIGE's Gender Statistics Database



How to Use Database on Gender Statistics

Data sources



Member States



What is the added value?



one-stop source



primary source



up to date

Data collection on Women and men in decision-making



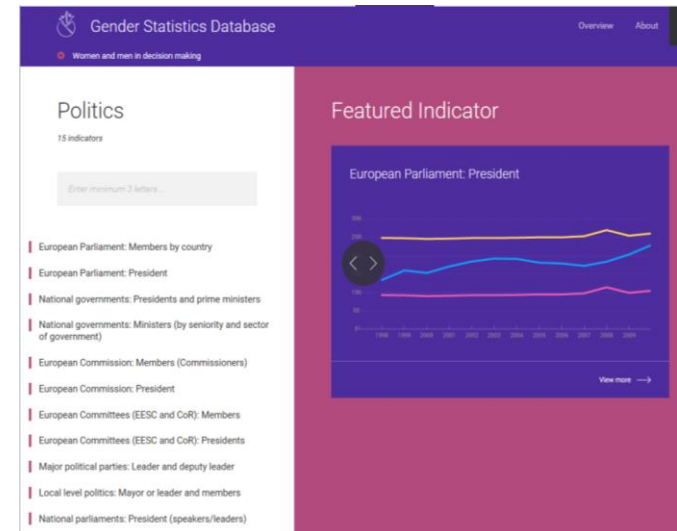
*Established in 2003 by the **European Commission** to monitor the numbers of men and women in key decision-making positions aiming at providing reliable statistics to monitor the current situation and trends through time.*

Women and men in decision-making entry point

2014 - EC's request for storage and dissemination in EIGE's broad database

2015/2016 - transfer process

2017- taking over of data collection



Domains

- politics
- public administration
- judiciary
- business and finance
- social partners and NGOs
- environment
- media
- background data

Schedule

	Quarterly	Twice per year (APR/OCT)	Annually	Every two years
Politics				
National governments	X			
National parliaments	X			
European level	X			
Regional level			X	
Regional level - elections	Updated in the quarter following the elections			
Local level				X
Political parties			X	
Public administration			X	
Judiciary			X	
Business and finance				
Largest quoted companies		X		
Financial institutions			X	
Social partners and NGOs				
European level			X	
National level				X
Environment and climate change			X	
Media			X	
Education Science and research				X

Expanding

- According to EIGE's needs and along the Database entry points (e.g. INDEX; BPfA)
- Following priorities of EU policy framework



Relevance and Availability

Identifying new domains

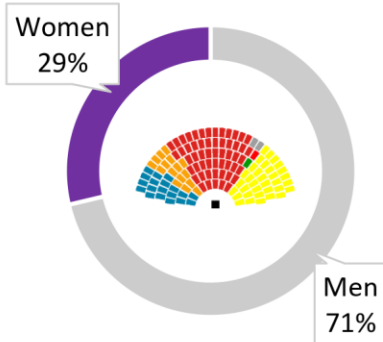
- Sports
- Education
- Media (the current data collection concerns only public media organisations)

EIGE's Gender Statistics Database

Latest data on women and men in decision-making

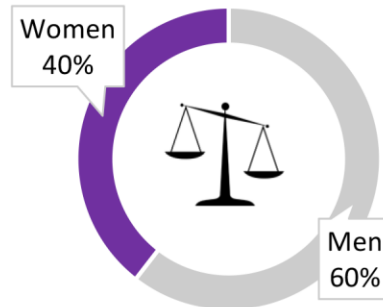
1. Politics

National Parliaments



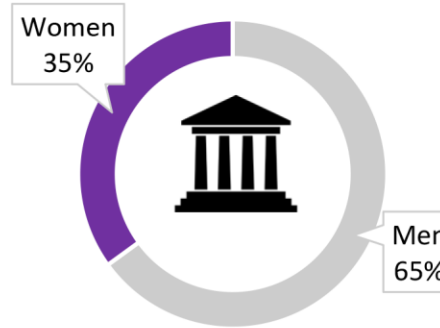
2. Judiciary

Supreme Court judges



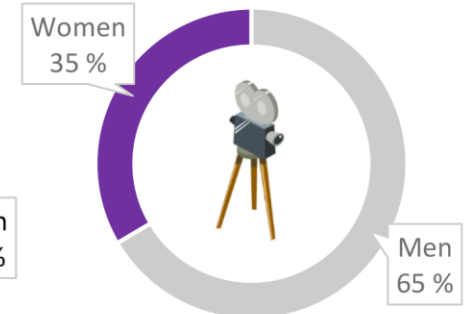
3. Public administration

Senior public servants



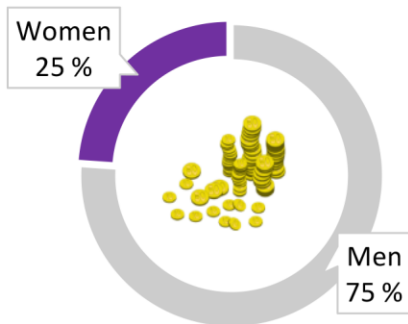
4. Media

Decision-making bodies of public broadcasters
(TV, radio, news agencies)



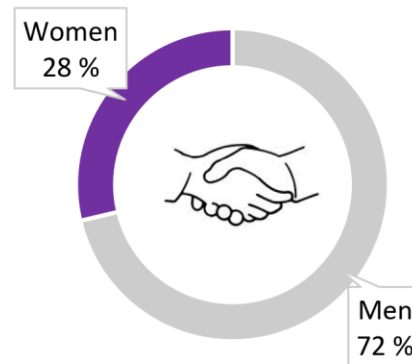
5. Business and finance

Boards of the largest listed companies in the EU



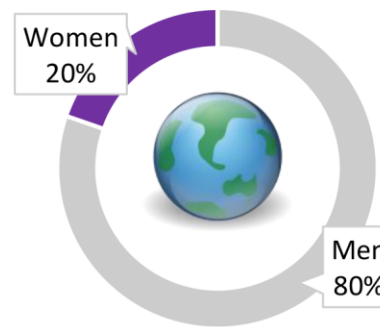
6. Social partners

National organisations
representing employees



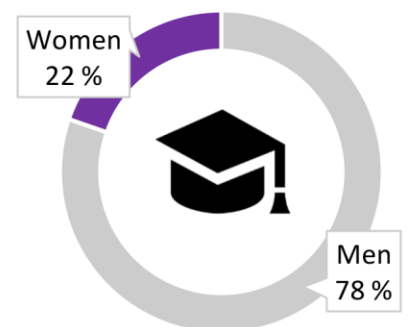
7. Environment and climate change

Ministers/ State secretaries



8. Education, science and research

Boards of national academies of science



The statistics reflect the average of the 28 Member States of the EU

<http://eige.europa.eu/gender-statistics/dgs>



Visualisation Features and Functionalities

What cannot be measured, is
often ignored

We cannot afford ignoring gender
equality a minute more

Papa Seck

Thank you

www.eige.europa.eu



EuroGender Network



<https://twitter.com/eurogender>



facebook.com/eige.europa.eu



youtube.com/user/eurogender



eige.europa.eu/newsletter