



EIGE's Gender Statistics

Supporting instruments for gender analysis and development of gender policies



Statistics...

...insight and knowledge

...policy making and evaluation

...monitoring and measurement of progress

...independent and objective source of information

Gender Statistics

‘A field of statistics which cuts across the traditional fields adequately reflecting differences and inequalities in the situation of women and men in all areas of life’

- data are collected and presented **disaggregated by sex** as a primary and overall classification
- data are reflecting **gender issues**
- data are based on **concepts and definitions** that adequately capture all aspects of women and men’s lives
- data collection methods take into account **stereotypes and social and cultural factors** that may induce gender biases

Why a Gender perspective?

- data **disaggregated by sex** are not exhaustive
- **social relationship** between women and men are more relevant than biological differences
- important instrument for **Monitoring & Evaluation**
- fundamental tool to **mainstream gender** and develop **gender sensitive policies**

Relevant questions

- sex-disaggregated statistics available
- additional breakdown variables available (e.g. breakdown by sex and age)
- questions on gender issues
- definitions used fully cover the concept that the data attempt to measure
 - definition of the labour force covers unpaid work?
 - entrepreneurship properly distinguished from self-employment
 - all types of gender-based violence are included in the operational definition
 - non-consensual sex without the use of force counts as rape

The Goals

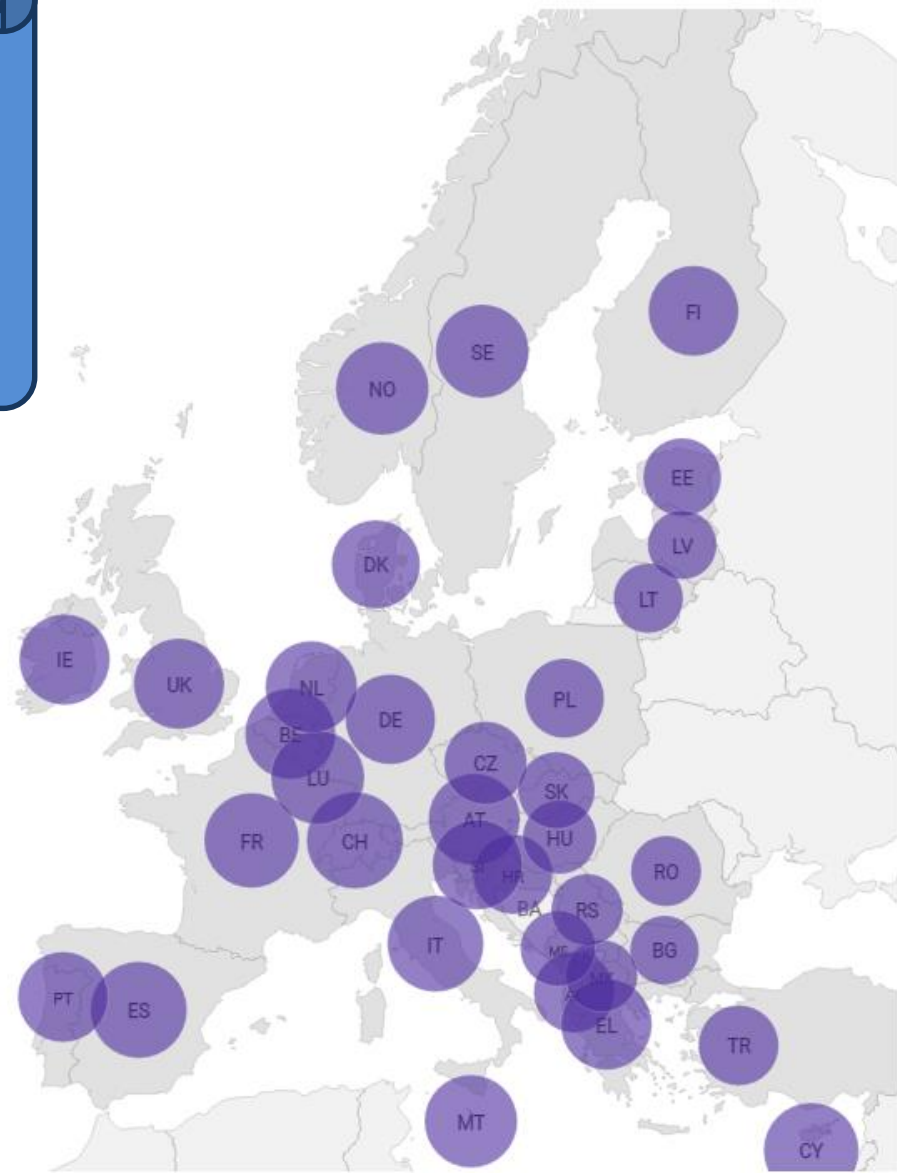
- awareness raising on how to produce and use gender statistics data/Identify statistics gaps
- encourage Member States to produce and use gender statistics
- make visible the different contribution of women and men to economic growth



*In network with Statistics producers, Policy makers,
Researchers, Media, Civil Society*

*Gender Equality is a fundamental value
in EU and is vital to its
economic and social growth*

*“Making equality between
women and men a reality for all
Europeans and beyond.” (EIGE)*



EIGE`s Gender Statistics Database



Gender Statistics Database



Monitoring the
Beijing Platform for
Action

Gender Equality Index

Gender-based
violence

Gender Mainstreaming

EIGE's Gender Statistics database

A collection of statistical data and associated metadata pertaining specifically to the area of gender statistics

Publicly available

Logically grouping indicators/structured guide for selecting statistics




Tree-based browsing interface and keyword search

Updating with new available data

Data and metadata

Presents the Index-relevant statistics along with other types of gender statistics

What is the added value?

-  one-stop source
-  primary source-WMID
-  up to date

Indicators selection criteria

- Relevant from the gender equality perspective
 - Highlight differences between the role and life of women and men
- Within the EU policy framework

Organising principles

- The Database has a diverse user base:
 - Policymakers (EU and national)
 - Academic researchers
 - Students
 - Civil Society
 - ...
- User diversity necessitates multiple entry points/ browsing trees

Browsing trees

- Thematic areas
- Policy areas
- EU strategies
- Gender Equality Index
- Beijing Platform for Action (BPfA)
- Women and men in decision making
- **Gender-based violence (?)**

Data sources



Member States

Women and men in decision-making database

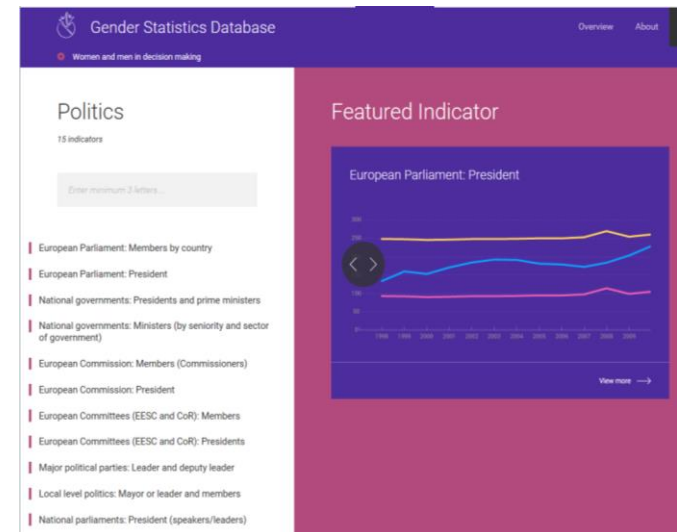


*Established in 2003 by the **European Commission** to monitor the numbers of men and women in key decision-making positions aiming at providing reliable statistics to monitor the current situation and trends through time.*



Women and men in decision-making entry point

- 2014 - EC's request for storage and dissemination in EIGE's broad database
- 2015/2016 - transfer process
- 2017- taking over of data collection



Domains

- politics
- public administration
- Judiciary
- business and finance
- social partners and NGOs
- environment
- media
- background data

Coverage

- 28 EU Member States
- 4 candidates - Montenegro, former Yugoslav Republic of Macedonia, Serbia and Turkey
- Remaining EEA countries - Iceland, Liechtenstein and Norway)

Schedule

	Quarterly	Twice per year (APR/OCT)	Annually	Every two years
Politics				
National governments	X			
National parliaments	X			
European level	X			
Regional level			X	
Regional level - elections	Updated in the quarter following the elections			
Local level				X
Political parties			X	
Public administration			X	
Judiciary			X	
Business and finance				
Largest quoted companies		X		
Financial institutions			X	
Social partners and NGOs				
European level			X	
National level				X
Environment and climate change			X	
Media			X	

Expanding

- According to EIGE's needs and along the Database entry points (e.g. INDEX; BPfA)
- Following priorities of EU policy framework



Relevance and Availability

Identifying new domains

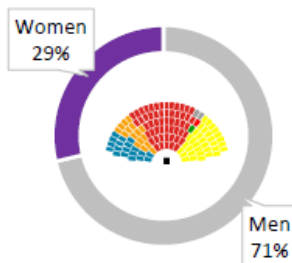
- Sports
- Education
- Research
- Media (the current data collection concerns only public media organisations)

EIGE's Gender Statistics Database

Latest data on women and men in decision-making

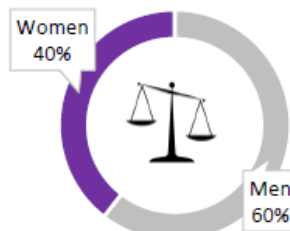
1. Politics

National Parliaments



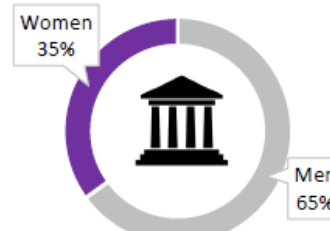
2. Judiciary

Supreme Court judges



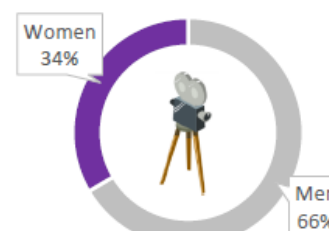
3. Public administration

Senior public servants



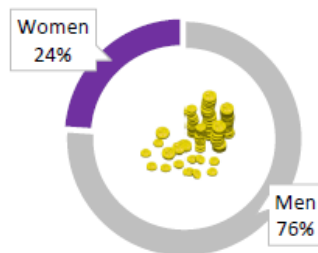
4. Media

Decision-making bodies of public broadcasters
(TV, radio, news agencies)



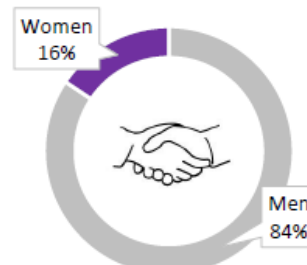
5. Business and finance

Boards of the largest listed companies in the EU



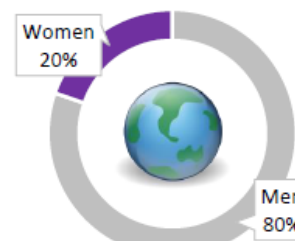
6. Social partners

National organisations representing
employers and employees



7. Environment and climate change

Ministers/ State secretaries



The statistics reflect the average of the 28 Member States of the EU
<http://eige.europa.eu/gender-statistics/dgs>

Browse Gender Statistics

[Help ?](#)

- ↓ ● Thematic areas ● 1766 indicators [i](#)
- ↓ ● Policy areas ● 1412 indicators [i](#)
- ↓ ● EU strategies ● 65 indicators [i](#)
- ↓ ● Beijing Platform for Action ● 117 indicators [i](#)
- ↓ ● Gender Equality Index ● 32 indicators [i](#)
- ↓ ● Women and men in decision making ● 53 indicators [i](#)

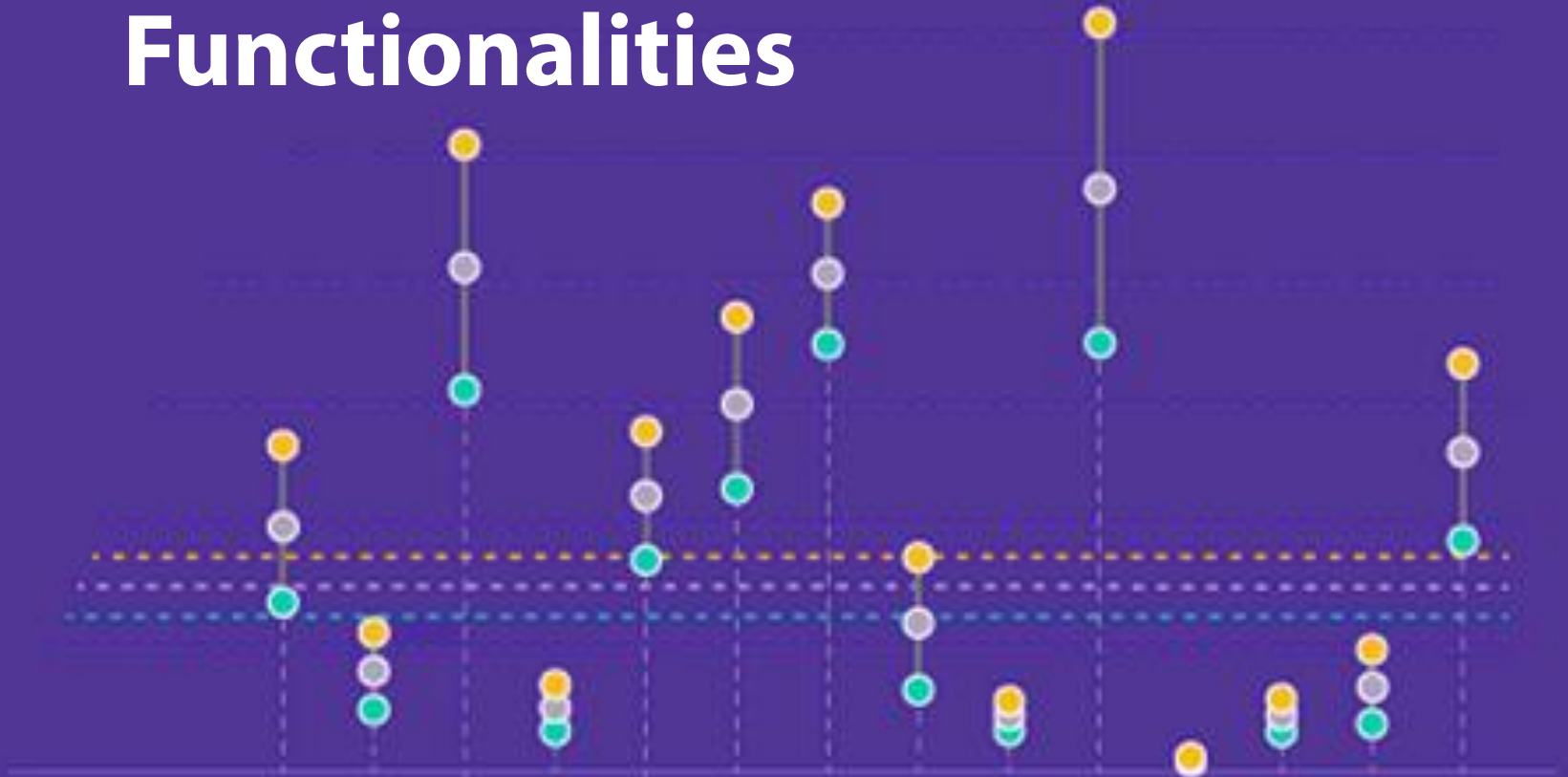
About

The database contains **gender statistics** from all over the European Union (EU) and beyond, at the EU, Member State and European level. It is aimed at providing statistical evidence which can be used to support and complement the European Commission's (EC) **Strategy on Gender Equality** and support the Member States to monitor their progress.



Tutorial on EIGE's Gender Statistics Database

[View more](#) →

Visualisation Features and Functionalities



Keyword search

 Gender Statistics Database Overview About 

54 indicators were found for "researcher"

Selected criteria
Search term(s) : researcher

[Continue searching...](#)

Results 1 to 12 out of 54

1 2 3 4 5 next » last »

Total R&D personnel and researchers, in business enterprise sector by economic activity and sex (NACE Rev. 1.1)

Eurostat • pa_emplsoc_empl_segr_hor_know_rd_p_bempocc • rd_p_bempocc

Type of provider: Eurostat data

Data collection: Survey and administrative data

Filed under: [Policy areas](#) • [Employment and social affairs](#) • [Employment and labour market](#) • [Labour market segregation](#) • [Horizontal](#) • [Employment in knowledge-intensive activities](#)

Total R&D personnel and researchers, in business enterprise sector by economic activity and sex (NACE Rev. 2)

Eurostat • pa_emplsoc_empl_segr_hor_know_rd_p_bempoccr2 • rd_p_bempoccr2

Type of provider: Eurostat data

Data collection: Survey and administrative data

Filed under: [Policy areas](#) • [Employment and social affairs](#) • [Employment and labour market](#) • [Labour market segregation](#) • [Horizontal](#) • [Employment in knowledge-intensive activities](#)

Employed doctorate holders working as researchers by sex, fields of science and sectors of performance (%)

Eurostat • pa_scitech_degree_cdh_e_fsp • cdh_e_fsp

Type of provider: Eurostat data


Data collection: Survey data


Filed under: [Policy areas](#) • [Research, science, and technology](#) • [Academic degrees by field](#)




Column Chart

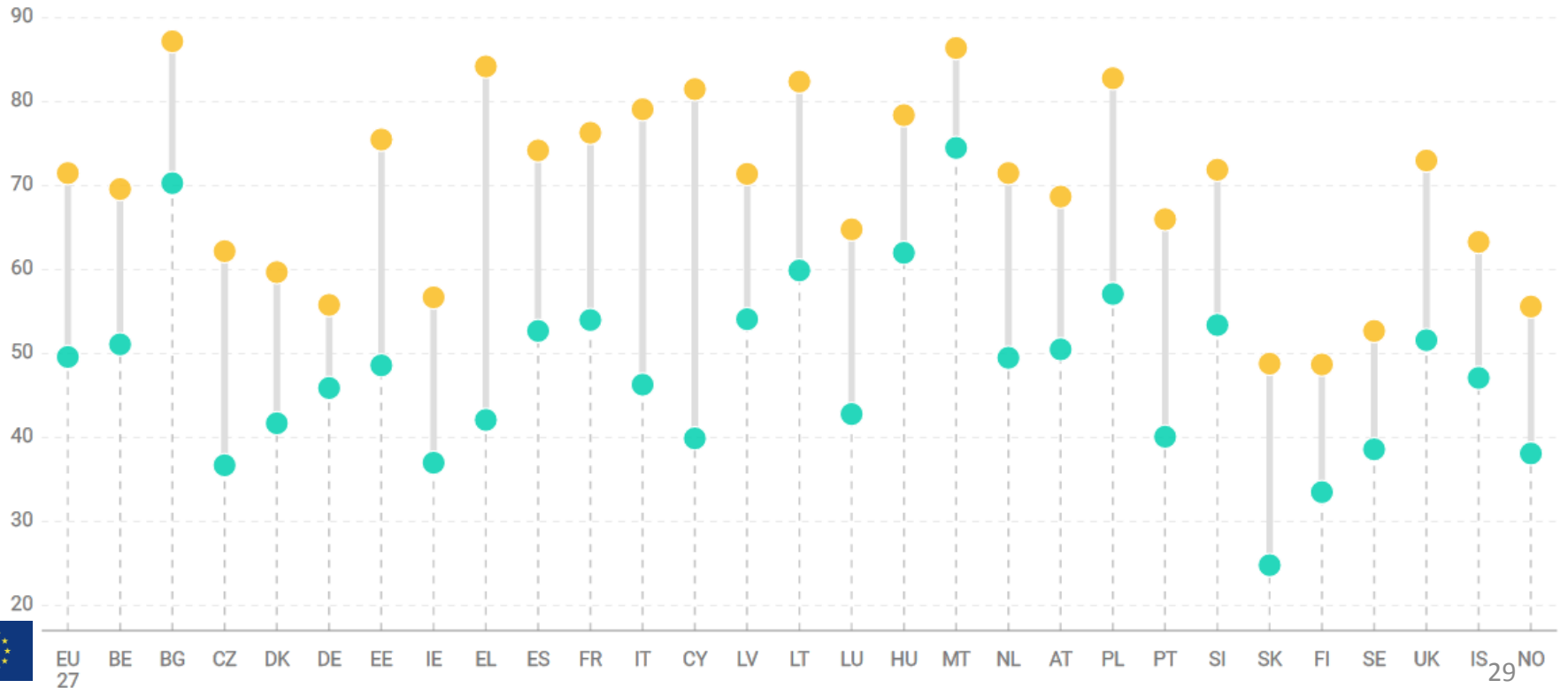
Source: Eurostat 

2006; All countries; Y25-29; Men, Women; AC525; Never 

 ADD FILTER

TOTAL MEN WOMEN

 VIEW SETTINGS




Timeline Chart


Source: Eurostat 

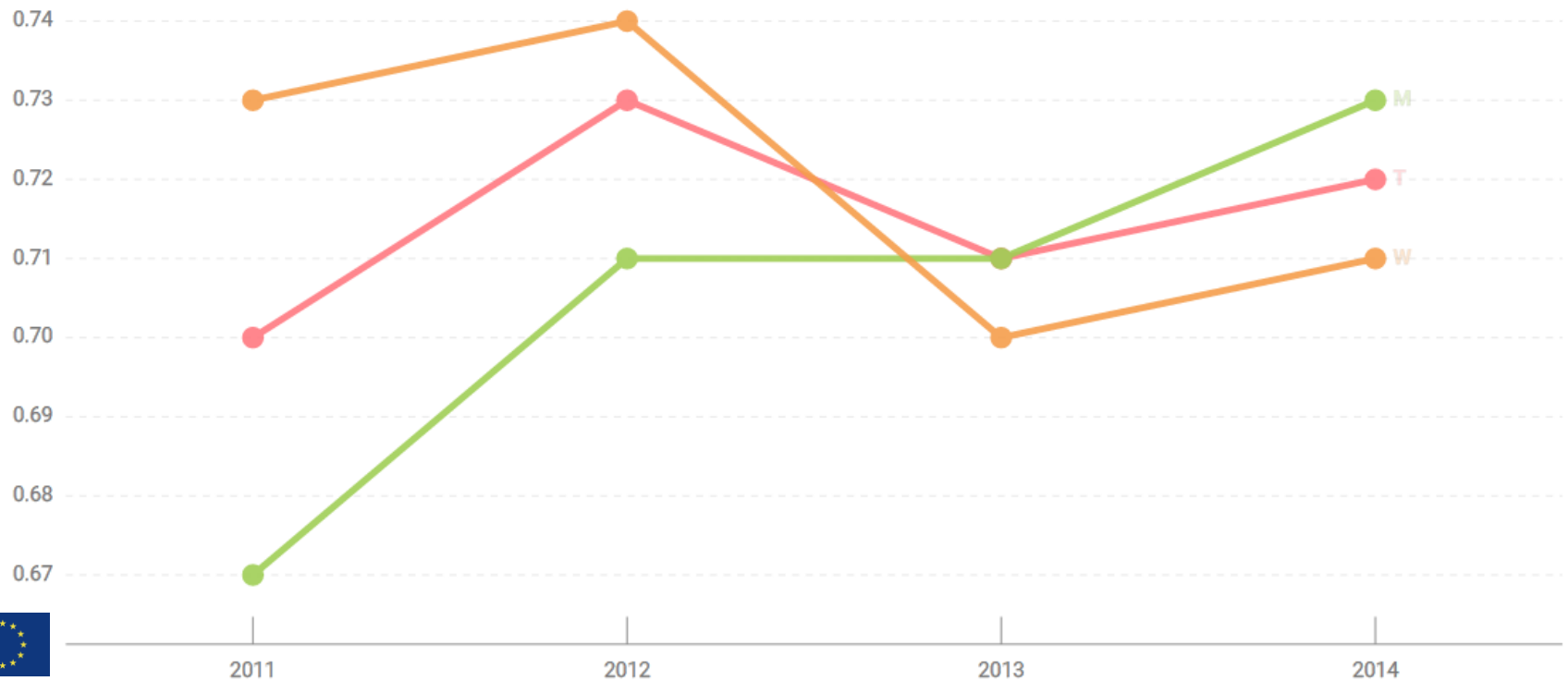


All years; EU28; All sex options;
PC_EMP 

 ADD FILTER

UNIT: PERCENTAGE OF TOTAL EMPLOYMENT (COMPARABLE)

 VIEW SETTINGS

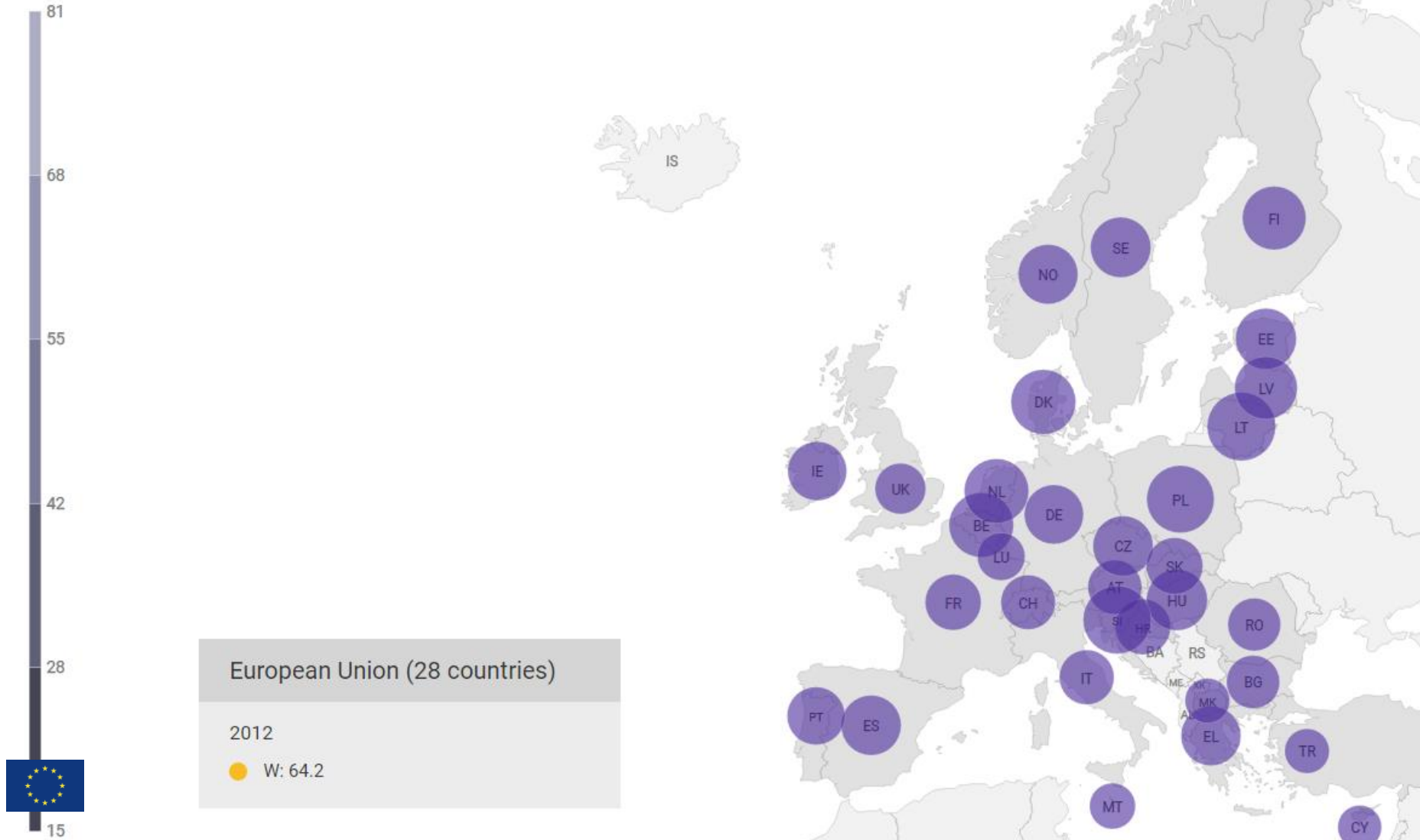


EU Heat Map

TOTAL
 MEN
 WOMEN

UNIT: VARIOUS (COMPARABLE)

 VIEW SETTINGS



Data Table

Data Table

UNIT: PERCENTAGE (COMPARABLE)

HIGHLIGHT

SWAP AXES

◇ Countries	◇ M	◇ W
EU28	59.772818597905 ^(e)	40.227181402095 ^(e)
EU27	59.785096501646 ^(e)	40.214903498354 ^(e)
EA18	60.275541888999 ^(e)	39.724458111001 ^(e)
EA17	60.261246551433 ^(e)	39.738753448567 ^(e)
BE	70.413870246085	29.586129753915
BG	49.125756556826	50.874243443174
CZ	62.020051194539	37.979948805461
DK	63.230165649521	36.769834350479
DE	60.953857438154	39.046142561846
EE	57.495429616088	42.504570383912
IE	59.879336349925	40.120663650075
EL	54.009134737376	45.990865262624

Indicator information

- Reference Metadata



1. Contact



2. Metadata update



3. Statistical presentation



4. Unit of measure

Most results measure number of persons (thousands). Some indicators are reported as rates (employment, unemployment rates). Some variables are reported in other units (ages in years, working time in hours, etc.).



5. Reference Period

The EU-LFS is designed as a continuous quarterly survey with interviews spread uniformly over all weeks of a quarter. The **reference week** starts on Monday and ends on Sunday. By convention, the first week of the year is the week including the first Thursday, and the 1st reference quarter consists of 13 consecutive weeks starting from that week. Therefore **reference quarter** corresponds to the calendar quarter. Built in this way, the quarterly sample is spread uniformly over all weeks of the quarter.

Indicator information

- Dataset Information



Base Information

Source type	Eurostat data
Source organization	Eurostat
Source organization URL	http://ec.europa.eu/eurostat
Source reference	EU Labour Force Survey (EU LFS) data; downloaded from Eurostat's online database as dataset lfsa_urgaed
Data type	Survey data
Harmonised	Harmonised at EU level
Imported on	12.10.2015
Number of values	291917



Years

1983, 1984, 1985, 1986, 1987, 1988, 1989, 1990, 1991, 1992, 1993, 1994, 1995, 1996, 1997, 1998, 1999, 2000, 2001, 2002, 2003, 2004, 2005, 2006, 2007, 2008, 2009, 2010, 2011, 2012, 2013, 2014, 2015



Data Visualisations Export and Sharing

- Data Export in multiple formats
- Graph printing and exporting in various formats
- Social Media sharing for each page indicator
- Feedback gathering tool

↑ Help us improve

Find what you wanted? *

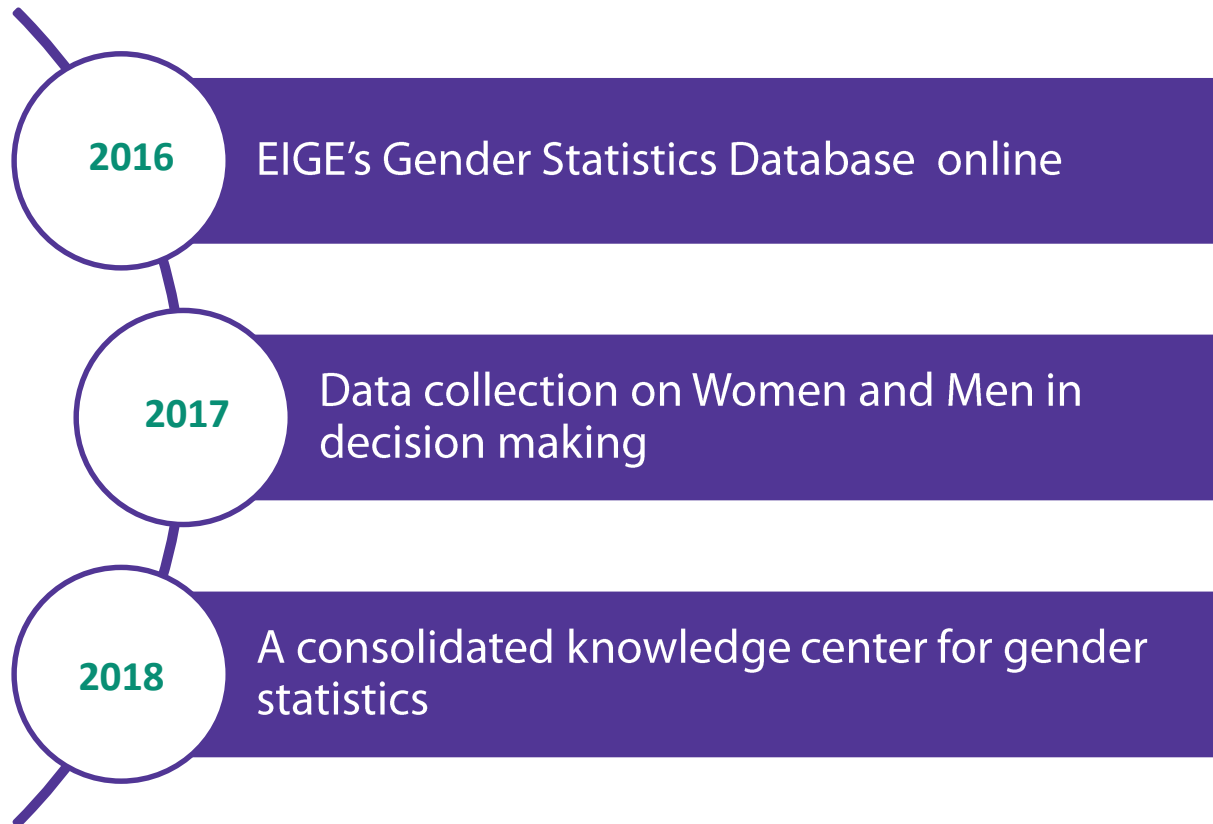
Yes No

What were you looking for?

Any suggestions?

Send

Timeline



What is measured becomes
visible

What is visible
can be monitored

and gets improved!

Thank you



Thank you

www.eige.europa.eu



EuroGender Network



<https://twitter.com/eurogender>



facebook.com/eige.europa.eu



youtube.com/user/eurogender



eige.europa.eu/newsletter