



**It is time to end violence  
against women!  
Facts about domestic and  
gender-based violence in  
Europe**

**Head of operations, European  
Institute Gender Equality (EIGE):  
*Ms. Therese Murphy***



# More common than you think

**1 in 3**

women has experienced  
**physical** and/or  
**sexual violence**

**1 in 2**

women has experienced  
**sexual harassment**

**1 in 20**

women has been **raped**

**1 in 5**

women has experienced  
**stalking**



**95%**

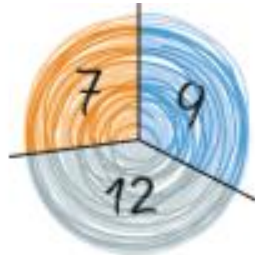
of victims **trafficked**  
for **sexual exploitation** in the EU are women

# Collecting data on intimate partner violence

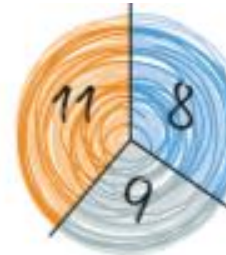
<u>Form of violence</u>		<u>Indicator</u>
<b>Rape</b>		Annual number of women victims reporting rape aged 18 years and over.
<b>Femicide</b>		Women victims of intimate femicide aged 18 and over committed by an intimate partner, as a share of women victims of homicide aged 18 and over.
<b>Intimate partner violence</b>	General	Annual number of women victims of intimate partner violence aged 18 and over as recorded by administrative services.
	Physical violence	Annual number of women victims of physical intimate partner violence aged 18 and over, as recorded by administrative services.
	Sexual violence	Annual number of women victims of sexual intimate partner violence aged 18 and over, as recorded by administrative services.
	Psychological violence	Annual number of women victims of psychological intimate partner violence aged 18 and over, as recorded by administrative services.
	Economic violence	Annual number of women victims of economic intimate partner violence aged 18 or over, as recorded by administrative services.

# Feasibility to populate police indicators

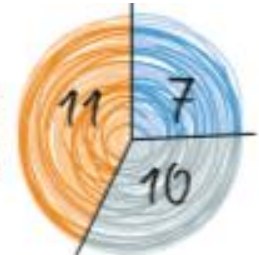
1. Annual number of women (aged 18 and over) victims of intimate partner violence committed by men (aged 18 and over), as recorded by police <sup>(1)</sup>



2. Annual number of reported offences related to intimate partner violence against women committed by men (aged 18 and over) <sup>(1)</sup>



3. Annual number of men (aged 18 and over) perpetrators of intimate partner violence against women (and percentage of male population that are perpetrators) <sup>(2)</sup>



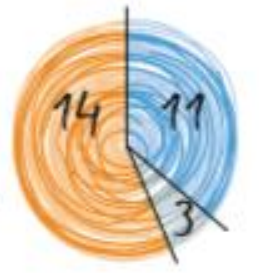
4. Annual number of women (aged 18 and over) victims of physical intimate partner violence committed by men (aged 18 and over), as recorded by police <sup>(3)</sup>



5. Annual number of women (aged 18 and over) victims of psychological intimate partner violence committed by men (aged 18 and over), as recorded by police



6. Annual number of women (aged 18 and over) victims of sexual intimate partner violence committed by men (aged 18 and over), as recorded by police



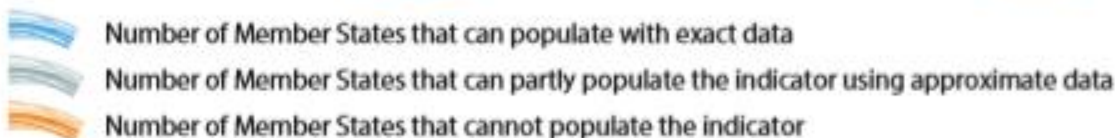
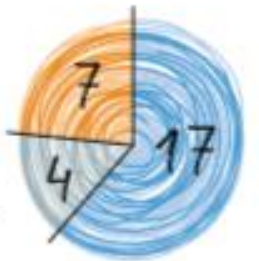
7. Annual number of women (aged 18 and over) victims of economic intimate partner violence committed by men (aged 18 and over), as recorded by police <sup>(3)</sup>



8. Annual number of women (aged 18 and over) victims reporting rape committed by men (aged 18 and over), as recorded by police



9. Women victims of intimate femicide (aged 18 and over) committed by a male intimate partner (aged 18 and over), as a share of the women victims of homicide (aged 18 and over)



# Feasibility to populate justice indicators

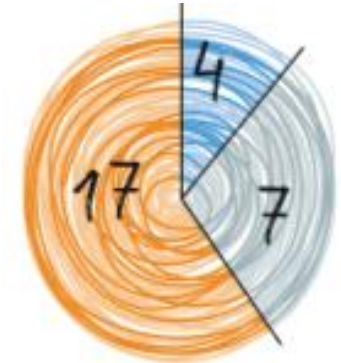
10. Annual number of protection orders applied and granted in cases of intimate partner violence against women by type of courts



12. Annual number of men (aged 18 and over) sentenced for intimate partner violence against women






11. Annual number of men (aged 18 and over) prosecuted for intimate partner violence against women



13. Annual number of men (aged 18 and over) sentenced for intimate partner violence against women held in prison or with a sanction involving a form of deprivation of liberty



-  Number of Member States that can populate with exact data
-  Number of Member States that can partly populate the indicator using approximate data
-  Number of Member States that cannot populate the indicator

# Proportions of girls at risk of FGM

Italy



15 – 24 %  
at risk of FGM

Belgium



16 – 27 %  
at risk of FGM

Greece



25 – 42 %  
at risk of FGM

Ireland



1 – 11 %  
at risk of FGM

Portugal



5 – 23 %  
at risk of FGM

Cyprus



12 – 17 %  
at risk of FGM

Malta



39 – 57 %  
at risk of FGM

France



12 – 21 %  
at risk of FGM

Germany



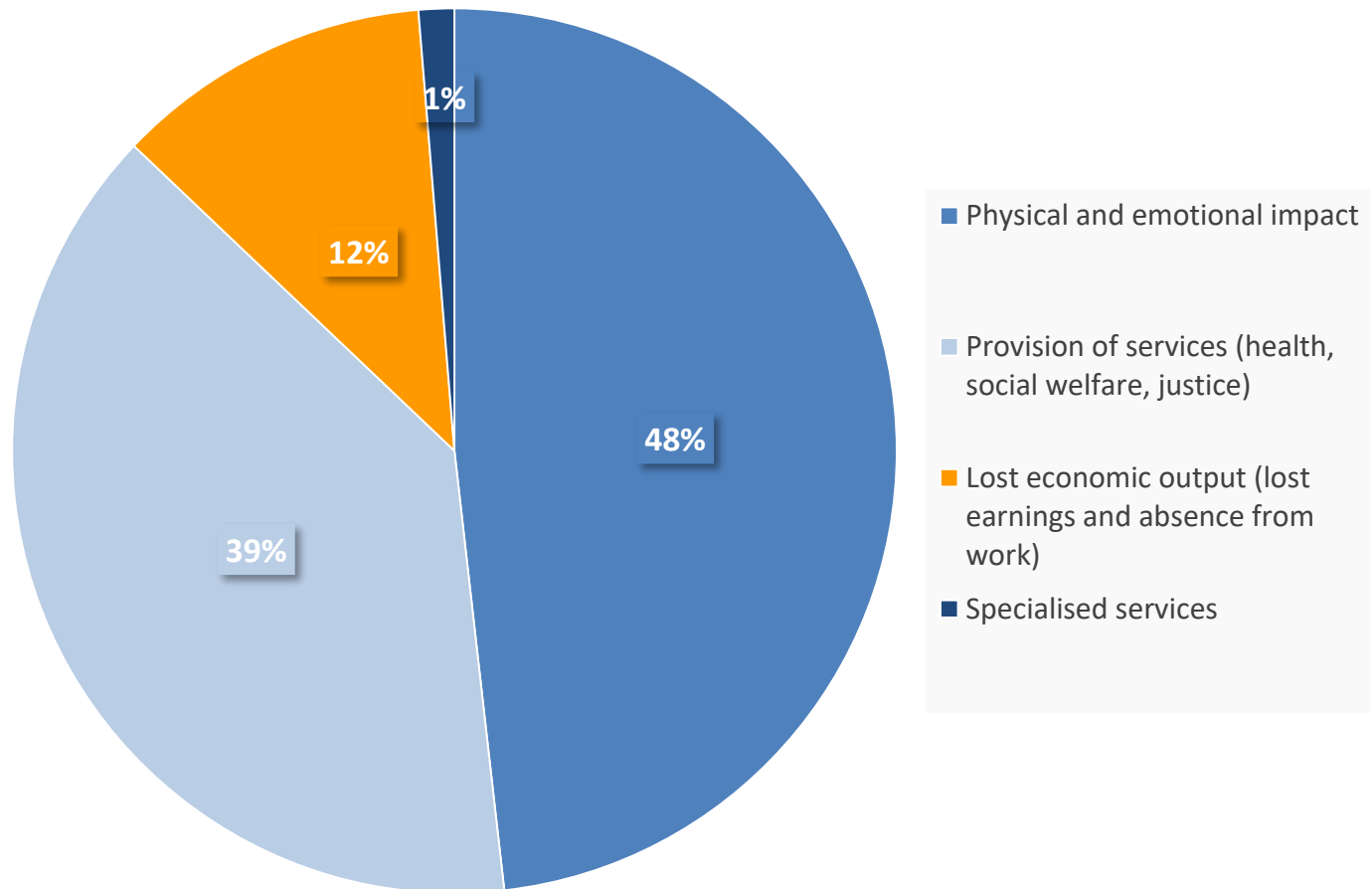
6 – 17 %  
at risk of FGM

Sweden



3 – 19 %  
at risk of FGM

# Cost of violence in the EU

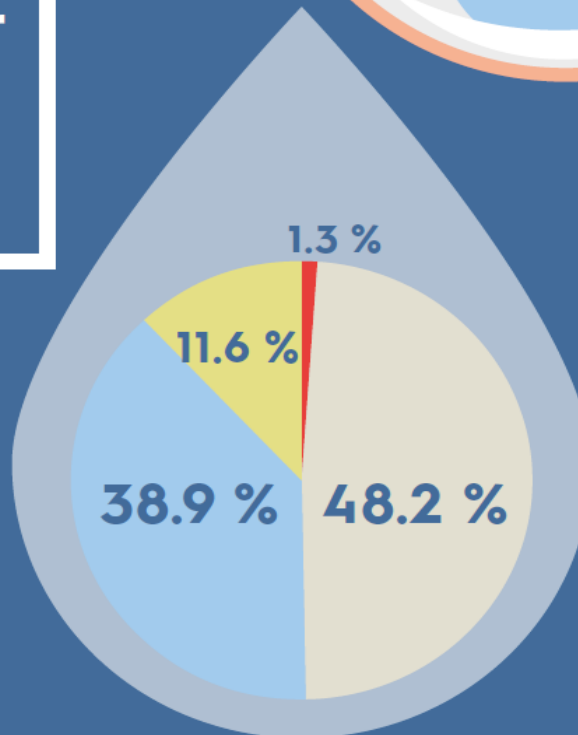



# Cost of violence in the EU

## Intimate partner violence against women costs us all

### What is intimate partner violence?

- 💧 Any act of physical/sexual/psychological/economic violence
- 💧 The perpetrator is a former or current partner/spouse
- 💧 It can happen in a separate or shared household



It is estimated to cost

**109 billion euro per year**

### How are the costs split?

- 💧 Physical and emotional impact
- 💧 Provision of services (health, social welfare, justice)
- 💧 Lost economic output (lost earnings and absence from work)
- 💧 Specialised services (shelters, helplines, support centres, counselling)



# Let's talk

## Connect with us!

---



[eige.europa.eu](http://eige.europa.eu)



[facebook.com/  
eige.europa.eu](https://facebook.com/eige.europa.eu)



[twitter.com/  
eurogender](https://twitter.com/eurogender)



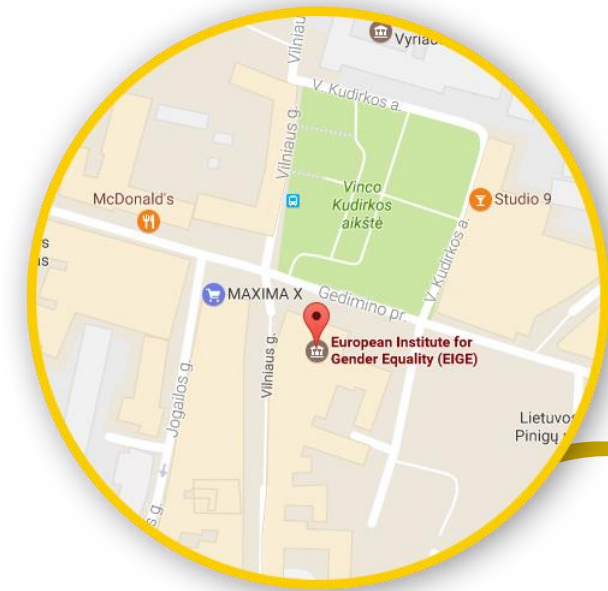
[eige.europa.eu/  
newsletter](http://eige.europa.eu/newsletter)



[eurogender.eige.  
europa.eu](http://eurogender.eige.europa.eu)



[youtube.com/  
user/eurogender](https://youtube.com/user/eurogender)



come in for a chat!



**Gedimino pr. 16,  
LT-01103 Vilnius,  
Lithuania**