

National Surveys of Albania Domestic Violence

Majlinda Nesturi
Institute of Statistics of Albania

Methodology

	2007	2013	2018
Sample	12 Prefectures	12 Prefecture	12 Prefecture
Sample size	Women, N=2,590 Children, N=991	Women, N=3,589	Women, N=3,443
Target population	Women, age 15-49 Children, age 10-14	Women, age 18-55	Women, age 18-74
Unit of selection	The women and children	The women	The women
Method of selection	Stratified sample	Stratified sample	Stratified sample
Interview	Face-to-face personal interviews	Face-to-face personal interviews	Face-to-face personal interviews
Field work	4 weeks	6 weeks	5 weeks
Field staff	14 Supervisors 31 Enumerators	61 Supervisors 20 Enumerators	13 Supervisors 51 Enumerators
Data collection method	Paper questionnaire	Mini-computers	Tablet (CAPI).

National Domestic Violence Surveys - questionnaires

10 separate modules,

2 modules designed to gather data about the presence and use of weapons in the home, 2 modules designed to gather data on children about their experiences with domestic violence

2007

9 separate modules

Revisions were made to original measures of intimate partner violence and non-partner violence included in the 2013 NDVS, and expanded to include sexual harassment, stalking and social norms and attitudes related to VAWG





2013

2018

5 separate modules;

excluded 4 modules from the 2007 NDVS designed to gather data about the presence and use of weapons in the home and children's experiences with domestic violence

Disclosure

-  The surveys were structured so that early sections collected information on less sensitive issues (e.g., demographics), and more sensitive issues (e.g., self-reporting violence) were explored later in the survey.
-  The survey's focus was not made known to other members of the household.
-  Data collectors were instructed to obtain privacy prior to asking questions about violence experienced.
-  Respondents were informed that their responses would remain confidential and that they could end the interview at any time without penalty.

2007 NVAW

Domestic Violence by an intimate partner

1. *Emotional violence*
2. *Psychological violence*
3. *Physical violence*
4. *Sexual violence*

Children Violence

1. *Physical violence*
2. *Psychological violence*

**Ever
experienced
violence**

2013 NVAW

Domestic Violence by an intimate partner

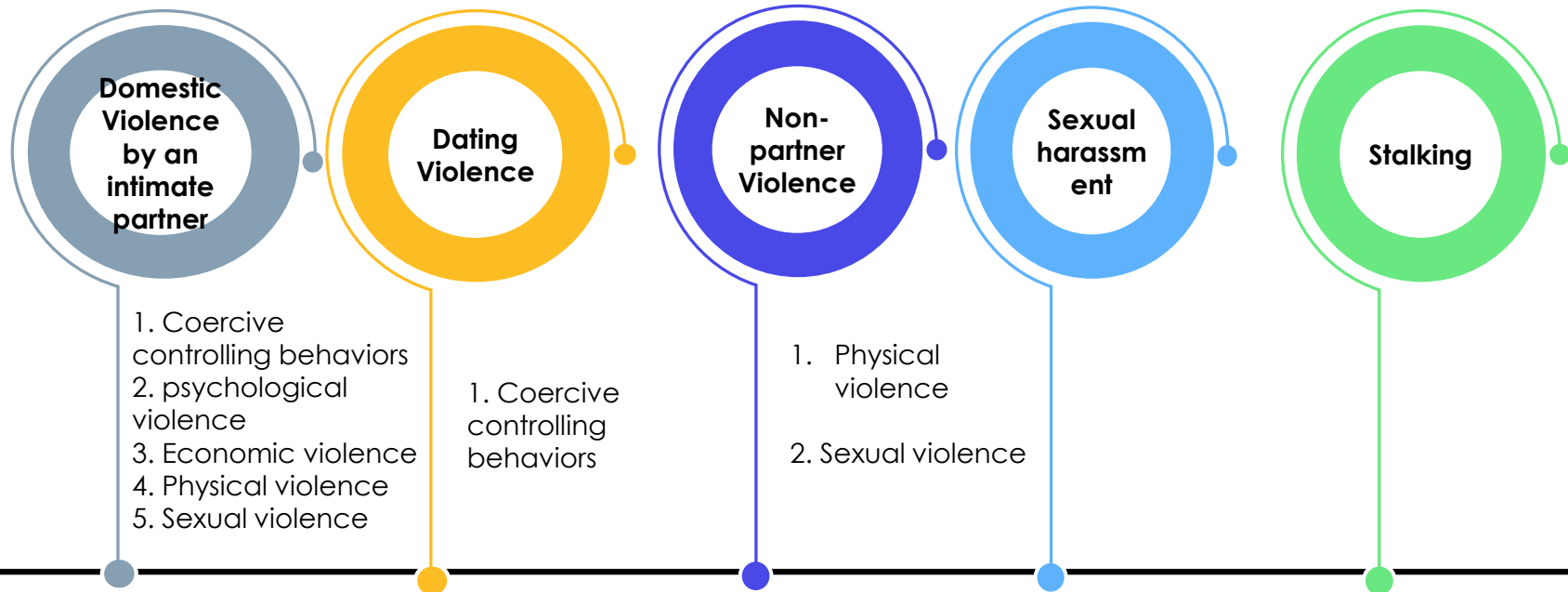
1. *Psychological violence*
2. *Physical violence*
3. *Sexual violence*

Non- partner Violence

1. *Physical violence*

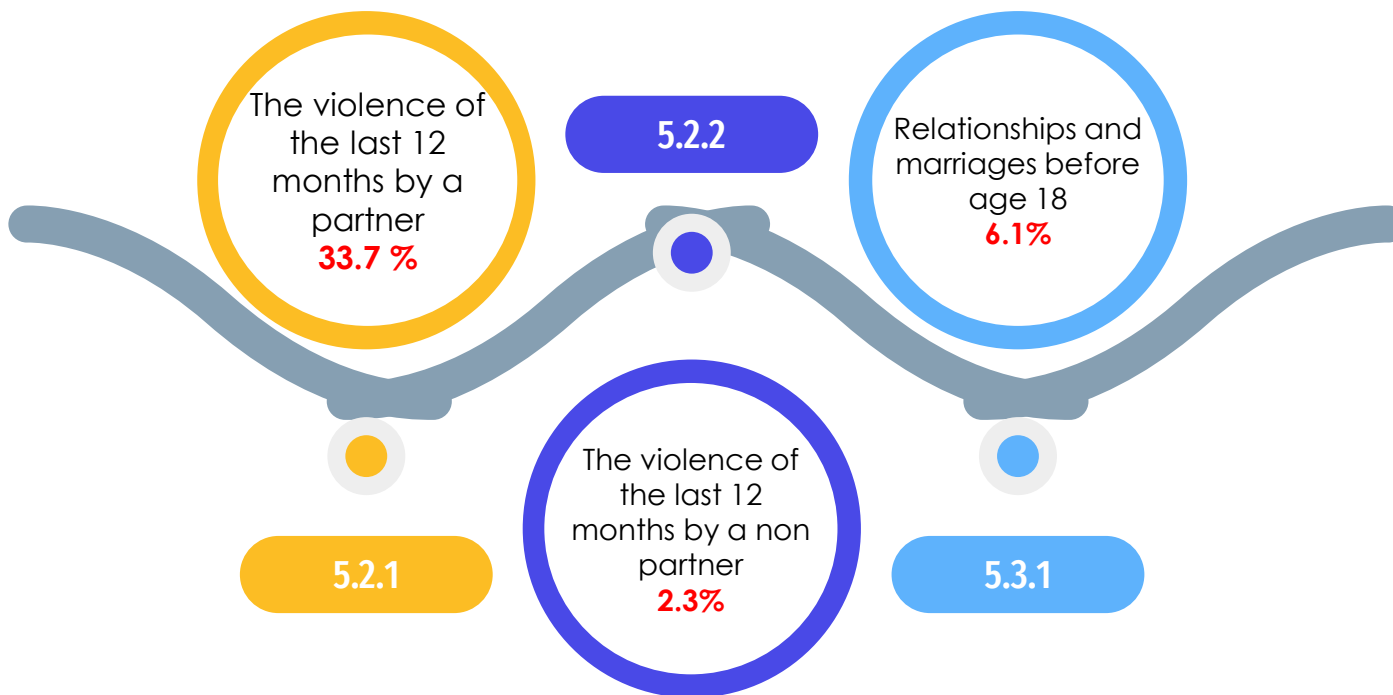
**Ever and
Currently -
experienced
violence**

2018 NVAW



Ever and Currently -experienced violence

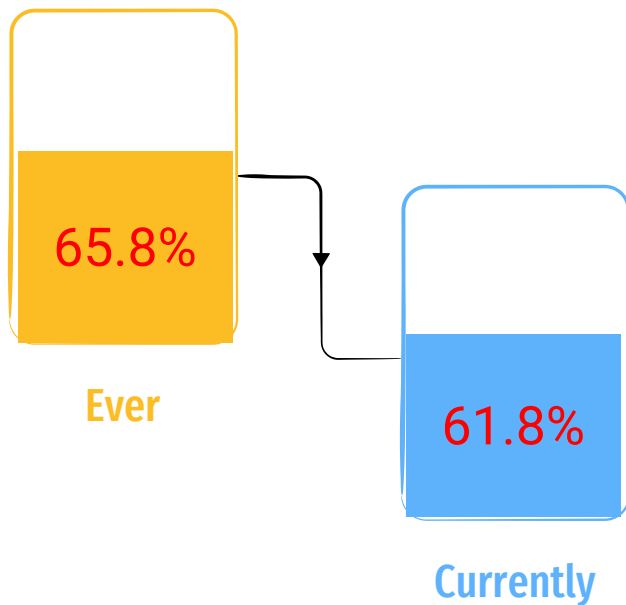
2018 NVAW - SDGs



Intimate partner domestic violence

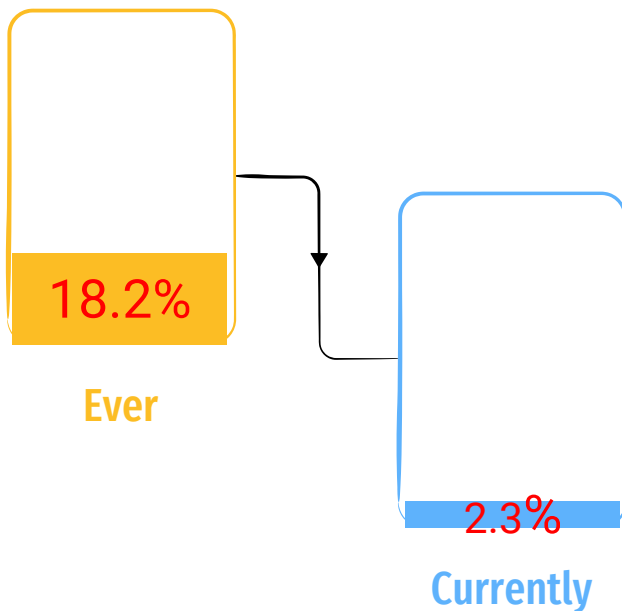
	2018		2013		2007
	Women 18-74		Women 18-55		Women 15-49
	Ever %	Current %	Ever %	Current %	Ever %
One or more of the 5 types	47	33.7	59.4	53.7	56.0
Coercive behaviors	41.2	25.2	51.4	45.4	NA
Economic violence	7	7	10.4	8.6	NA
Emotional violence	NA	NA	NA	NA	50.6
Psychological violence	31.4	19.7	58.2	52.8	39.1
Physical violence	18	7.2	23.7	14.7	31.2
Sexual violence	8.6	3.6	7.9	5	12.7
Physical violence and/or sexual (1 or 2 types)	21	8.2	24.6	16.2	NA

Dating Violence - 2018 NVAWG



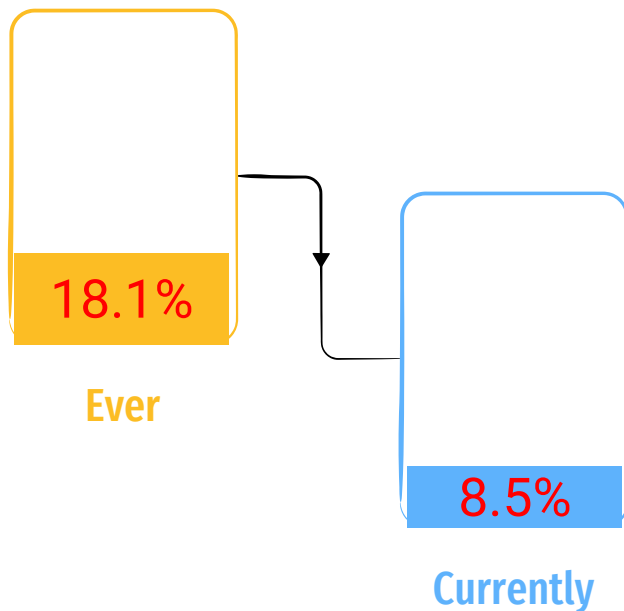
- 65.8% of girls reported controlling behavior from the partner with whom they have a relationship
- 88.9% of the perpetrators are aged 25-34 years as well as the sample of girls 18-24 years and includes only women / girls who have not cohabited or married a partner.

Violence from a non-partner - 2018 NVAWG



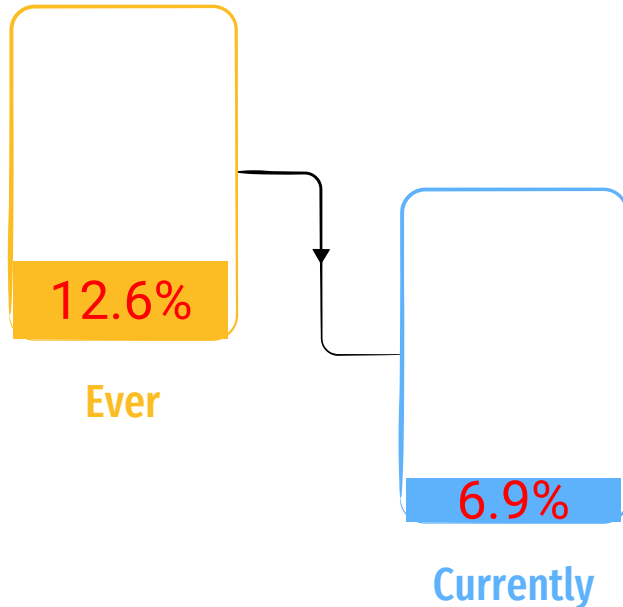
- Measurement of physical and sexual violence by a non-partner since the age of 15 years
- Mostly perpetrators of physical violence were mother (76.1%) / father (58%), teacher (35.7%)
- The highest percentages of perpetrators of sexual violence are reported classmate (15.1%), teacher (7.1%)
- 6.6% have reported this type of violence
- 4.6% have asked for help

Sexual harassment- 2018 NVAWG



- 12.2% comments about their body and / or physical appearance, which made them feel uncomfortable, or offended.
- 5.9% personal questions about their sex life, intimate or private.
- The place of occurrence is on the street (82.9%), attended by schools (42.3%), shopping / shopping (38.3%), at the woman's home (29.1%), at work (25.8%), in cars, buses and other means of transport (19.9%), 1.2% in the abuser's home.
- Women reported being strangers (79.3%) and friends / acquaintances (51.2%) co-workers (13.8%) and current / former lovers (10.1%).

Stalking- 2018 NVAWG



- 4.5% of women declare that they have had repeated offensive, threatening or silent phone calls in the last 12 months.
- 2.5% have had repeated, unwanted messages on social networks.
- Of these women, only 39.4% considered this behaviour as persecution.
- The 18-24 age group experiences significantly more persecution than other ages (21.9% and 19.7%).
- 97% report not knowing the author, current or former loved ones 13.8%, colleagues 3.5%.

Norms and attitudes- 2018 NVAWG

- 1 in 2 women felt that the community believes that violence between a man and a woman is a private matter and that others should not interfere.
- 46.5% thought that all or most people in the community believe that a woman should endure some kind of violence to maintain the family.
- 27.5% of women thought that all or most people in the community believe that when a woman is beaten by her husband, it is partly her fault or mistake.
- 1 in 4, think that all or most people in the community believe that a woman should be ashamed, or feel bad talking to someone if she has been raped
- 21.2% of women thought that all, or most people in the community believe that if a woman is raped, she is likely to have done something careless that has put herself in such a situation.

Conclusions

1 in 2 women in the country has experienced some form of violence (in the family, in a relationship, from a non-partner, sexual harassment or stalking) and 1 in 3 has experienced at least one type of violence in the last 12 months.

There is a strong link between experiencing violence from an intimate partner with experiencing violence from a non-intimate partner in childhood.

Controlling behaviors, psychological violence are the types of violence that start first, they appear in the first year of marriage or before it. Economic and sexual violence tend to appear later during the second or third year of marriage.

Women in Albania suffer in silence, only 16.9% of women who have experienced some kind of domestic violence and have shown. Meanwhile 30.8% of women who have experienced sexual violence have indicated. This shows that in many cases controlling behaviors, psychological and economic violence are cases that women do not tell anyone about.

Reports on formal networks are lowest, with only 4.4% of women saying they have gone to the police and 3.1% to a doctor.

**Thank you for your
attention!**
