



EIGE's Gender Equality Index


How far is Finland from gender equality?

Mira Banerjee, Head of Unit

Knowledge Management and Communications



‘The goal is a gender equal and well performing Europe’



EIGE's gender equality index

- a practical statistical tool to support decision-making and open a discussion
- monitors trends in time
- reference from other EU countries
- combines information from the complex indicators from the society



How do we calculate the Index?

$$I_i^* = \prod_{d=1}^6 \left\{ \prod_{s=1}^{12} \left(\sum_{v=1}^{27} w_v \Gamma(X_{idsv}) \right)^{w_s} \right\}^{w_d}$$

$$i = 1, \dots, 27$$

$$d = 1, \dots, 6$$

$$s = 1, \dots, 12$$

$$v = 1, \dots, 27$$

$$w_v, w_s, w_d \in [0,1]$$

$$\sum w = 1$$

Inequality

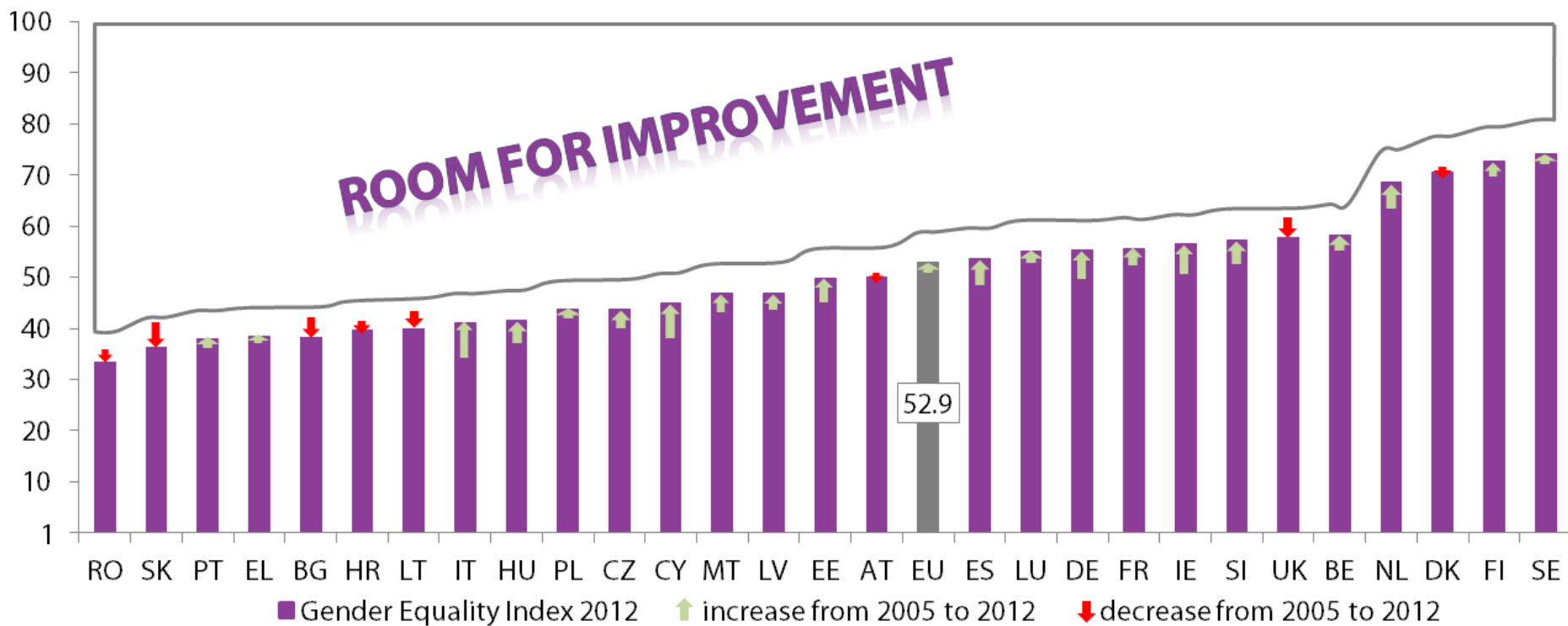
1



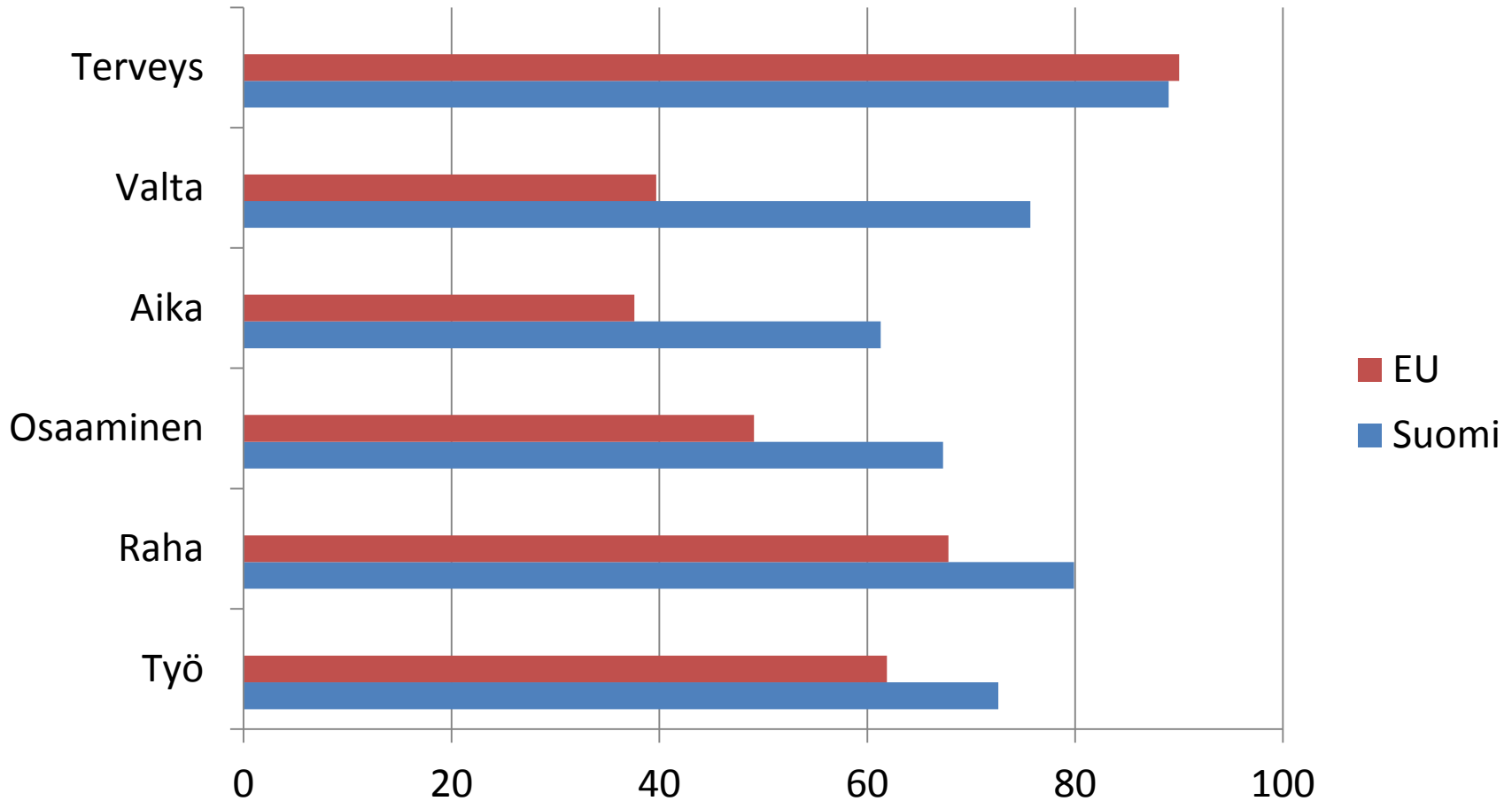
Equality

100

Gender Equality Index 2015




Finland/EU on the six domains





Work: Finland 72.6 - EU 61.9



- Employment rate decreased, gap become smaller
- Women's employment rate 73%, but part time work not considered
- Job market segregated, but quality of working life improved





Money: Finland 79.9 - EU: 67.8



Money



- Opportunities to earn money
- Women earn less than men, gaps close slowly





Knowledge: Finland 67.3 - EU 49.1



Knowledge

- Segregated fields
- Men have fewer Masters' degrees
- Lifelong learning shows little progress





Time: Finland 61.3 - EU 37.6




Time



- Women have more responsibility for children and household work
- Both have the possibility for social activities



Power: Finland in the lead 75.7 – EU 39.7



- Political power evenly distributed
- Situation in private sector improved
- More women nominated to top positions





Health: Finland 89.0 - EU 90.0




- Access to health services at good level
- Less healthy life years than EU average



Violence against women

- Number of reported cases higher than average
- Acceptance of violence low
- Trust in police and the juridical system high



Violence against women

	Member state
Countries with higher than average cases of reported violence	BE, FR, LV, NL, SK, FI , SE
Countries with an average number of reported violence cases	BG, CZ, DK, DE, EE, EL, IT, LT, LU, HU, RO, UK
Countries with less than average cases of reported violence	IE, ES, HR, CY, MT, AT, PL, PT, SI



Intersecting inequalities – a more accurate picture of employment

- Young/elderly
- Immigrant background/local population
- Lone parents/families without children

Most vulnerable groups

- Women with immigrant background
- Elderly women and men
- Lone mothers




Towards 2017 Gender Equality Index

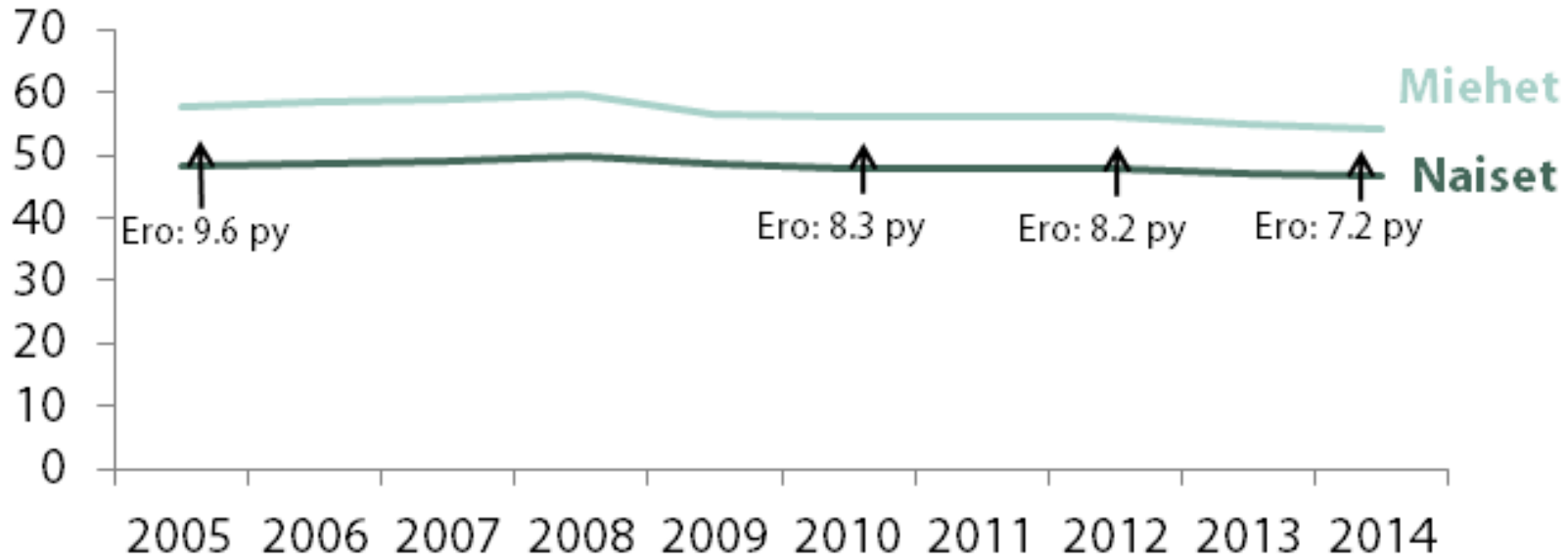
Preliminary results of Finland's development



Work

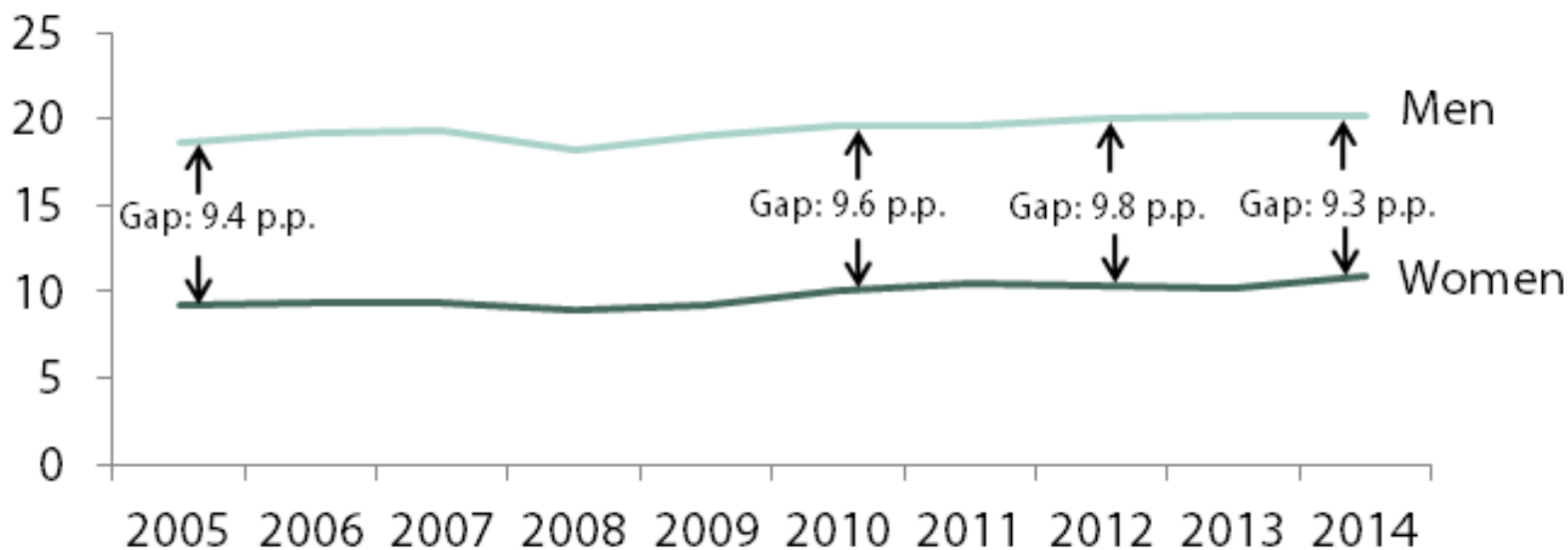


Täystyöllisyys-
aste (15+)



Employment rate decreased
Gender gap gets smaller

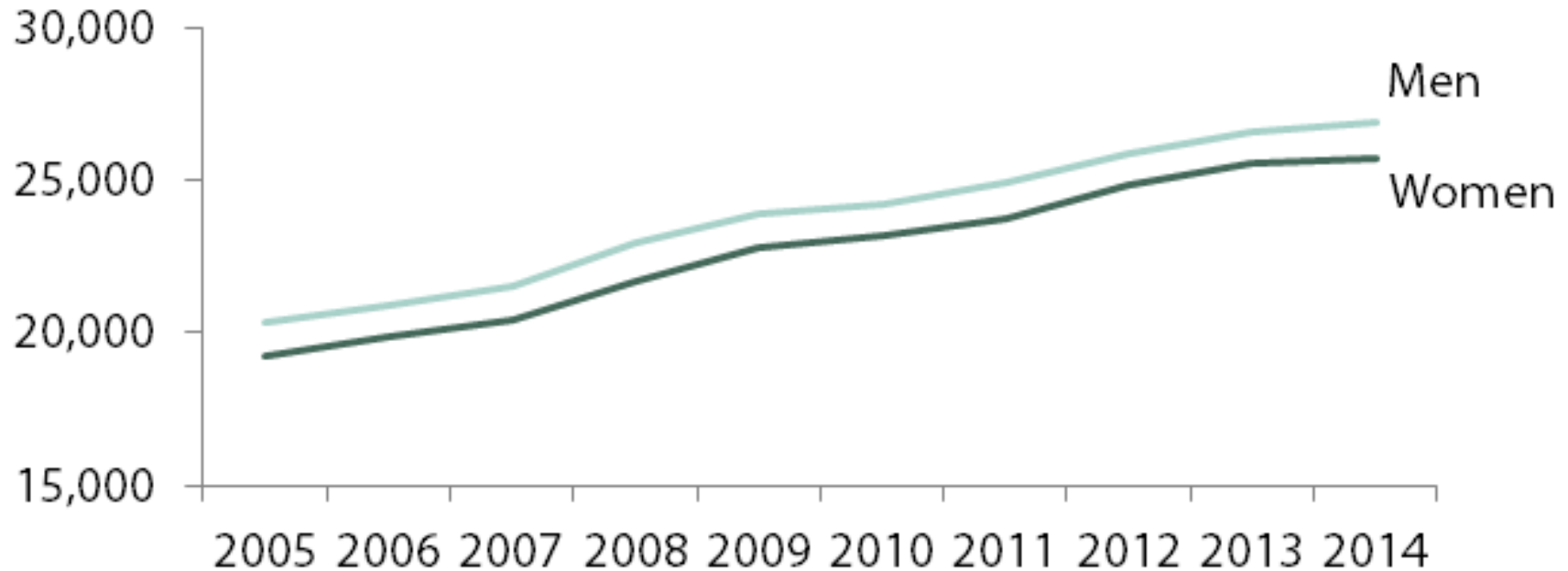
Part-time
employment
as percentage
of total
employment
(15-74)



Women and men are increasingly working part-time, women more than men
Gender gap remains around 9-10 percentage points



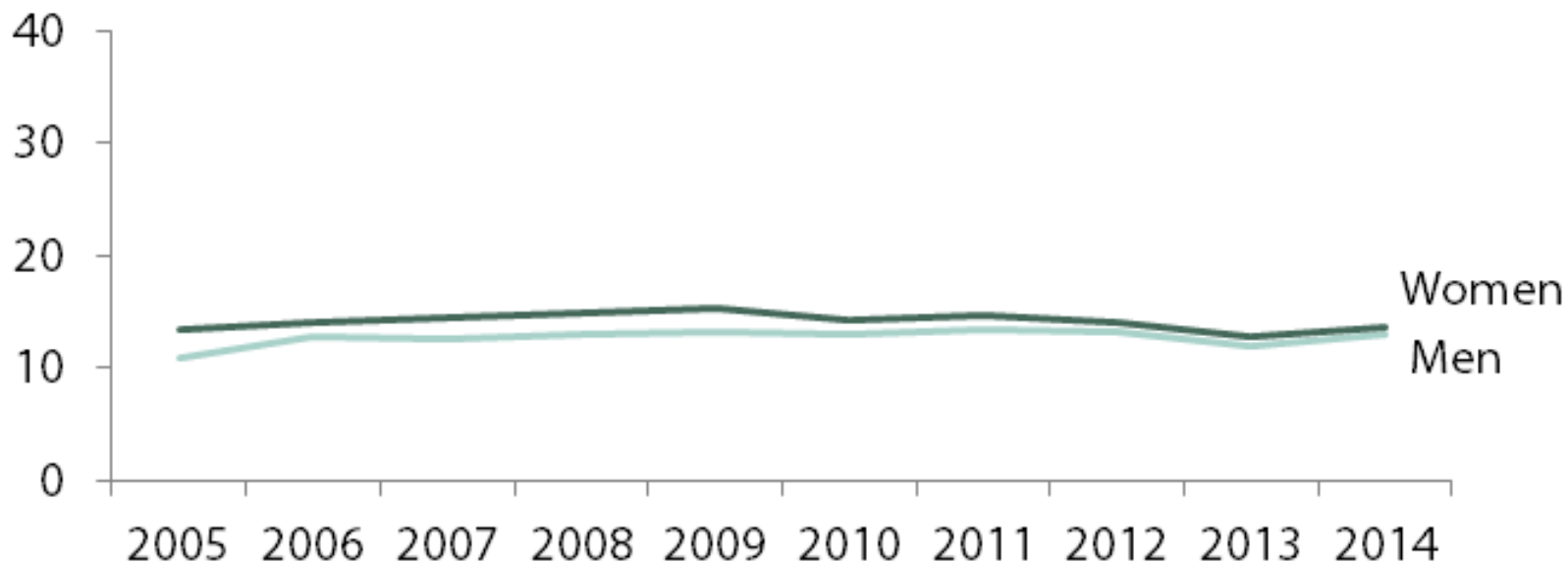
Income (16+) (EUR)



Income has been gradually increasing for both men and women
Men's income is still higher compared with women's income

At-risk-of-poverty rate

At-risk-of-poverty
rate (16+)



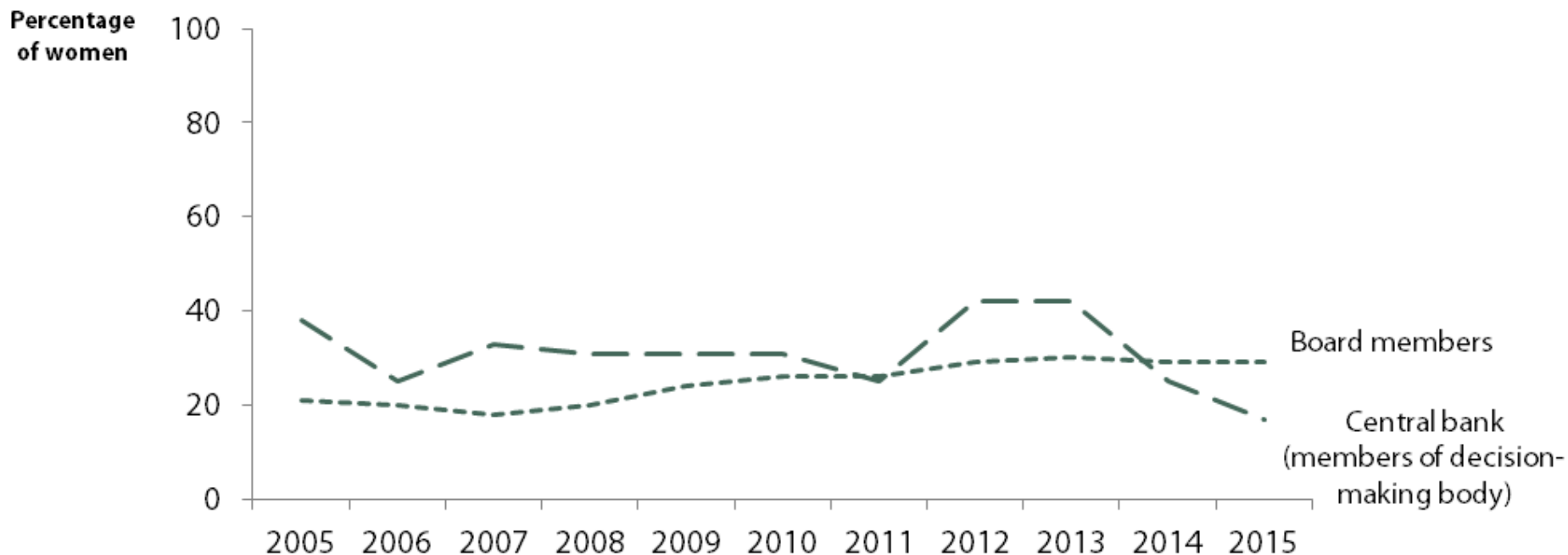
The gap between men and women has decreased, but mainly due to increasing number of men living in poverty

Political power, 2005-2015

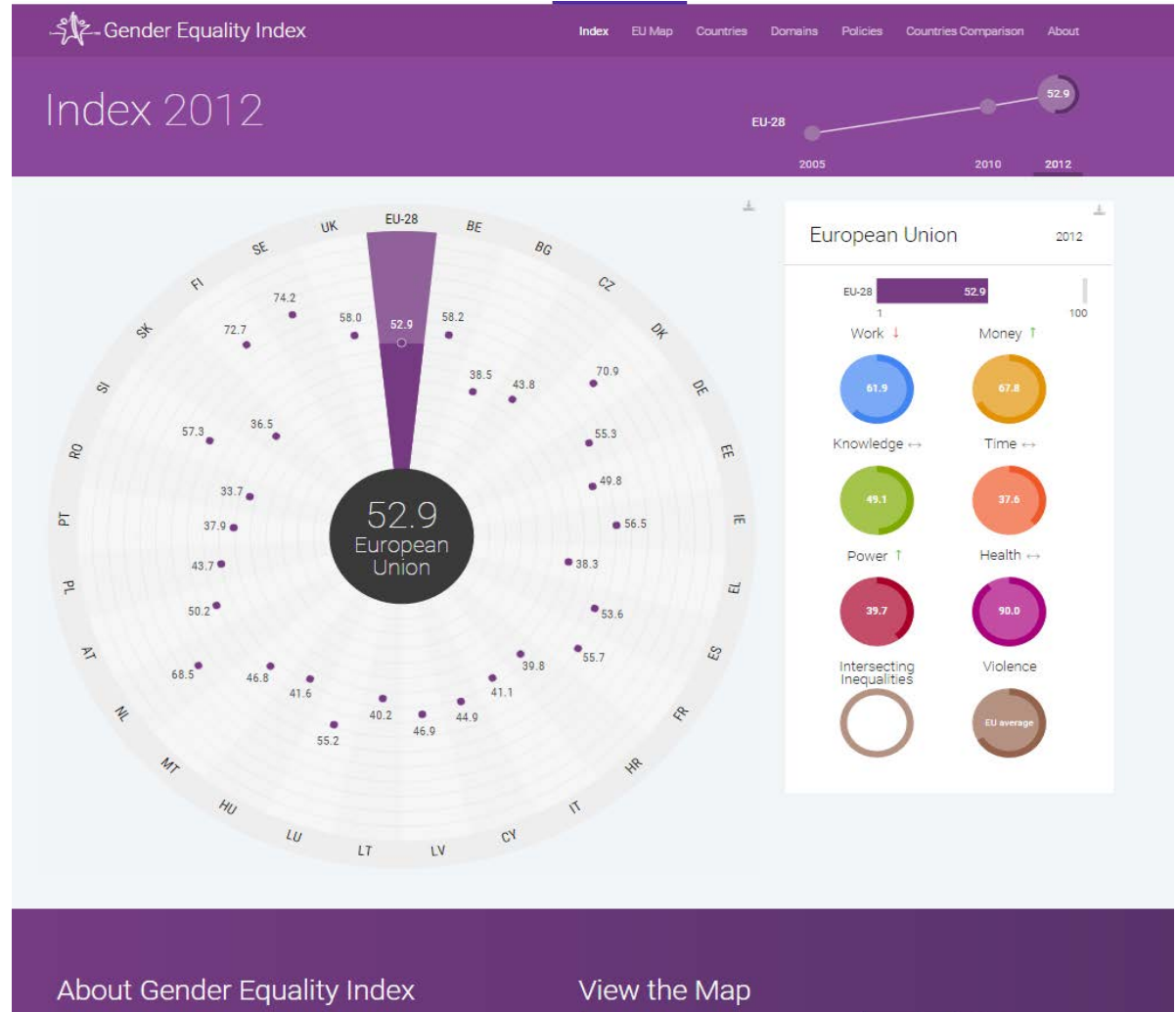


Percentage of women increased slightly
Big variation in the share of women in national government is

Economic power, 2005-2015



Proportion of women as members of the highest decision making body in Central Bank has decreased more than two times.



Follow our news

www.eige.europa.eu



EuroGender Network



<https://twitter.com/eurogender>



facebook.com/eige.europa.eu



youtube.com/user/eurogender



eige.europa.eu/newsletter