

Gender-based violence

# **EIGE's indicators on intimate partner violence, rape and femicide: EU state of play**

# Acknowledgements

This report is part of the work of the European Institute for Gender Equality (EIGE) on the collection of administrative data on violence against women.

EIGE conducted the first administrative data collection on intimate partner violence, rape and femicide in 2018–2019. The analysis of the data collection results was carried out by GOPA Luxembourg, SARL, between July 2019 and November 2020. The main authors of the report are Sarika Mira Dewan, Felix Reiterer-Motolinia, Joe Marvin Alpuerto and Maria Giuseppina Muratore. The project was managed by EIGE's gender-based violence team – Cristina Fabré Rosell, Jurgita Pečiūrienė, Sophia Lane, Eleonora Esposito, Agata Szypulska, Nina Guibere and Adine Samadi – supported by other colleagues from EIGE, including Davide Barbieri and Ligia Nobrega.

EIGE would especially like to thank Amalia Gomez

Casillas (Centre d'Estudis Demografics/Center for Demographic Studies (CED-CERCA) who contributed to the quality assurance of this study and to EIGE's Expert Forum members Edit Bauer (European Parliament) and Cristiana Carletti (Roma Tre University) for their intellectual contributions and support throughout the implementation of the project. A particular thank you goes to all the data providers and experts who participated in the consultation meetings and contributed significantly with their commitment, support and expertise.

Many thanks are due to other EIGE colleagues for their intellectual contributions and administrative support.

This report is accompanied by further publications on data collection on violence against women. These resources can be found on EIGE's website (<https://eige.europa.eu/gender-based-violence>).

## European Institute for Gender Equality

The European Institute for Gender Equality (EIGE) is an autonomous body of the European Union established to strengthen gender equality across the EU. Equality between women and men is a fundamental value of the EU and EIGE's task is to make this a reality in Europe and beyond. This includes becoming a European knowledge centre on gender equality issues, supporting gender mainstreaming in all EU and Member State policies, and fighting discrimination based on sex.

European Institute for Gender Equality, EIGE  
Gedimino pr. 16  
LT-01103 Vilnius  
LITHUANIA

Tel. +370 52157444

Email: [eige.sec@eige.europa.eu](mailto:eige.sec@eige.europa.eu)

 <http://www.eige.europa.eu>

 <http://twitter.com/eurogender>

 <http://www.facebook.com/eige.europa.eu>

 <http://www.youtube.com/eurogender>

 <http://eurogender.eige.europa.eu>

 <https://www.linkedin.com/company/eige/>

Luxembourg: Publications Office of the European Union, 2021

Print ISBN 978-92-9482-912-2 doi:10.2839/310361 MH-02-21-654-EN-C

PDF ISBN 978-92-9482-913-9 doi:10.2839/659703 MH-02-21-654-EN-N

© European Institute for Gender Equality, 2021

Cover image: © G-Stock Studio/Shutterstock.com

Reproduction is authorised provided the source is acknowledged.

Reuse is authorised provided the source is acknowledged, the original meaning is not distorted and EIGE is not liable for any damage caused by that use. The reuse policy of EIGE is implemented by Commission Decision of 12 December 2011 on the reuse of Commission documents (2011/833/EU).



# **EIGE's indicators on intimate partner violence, rape and femicide: EU state of play**

# Abbreviations

## EU Member State codes

<b>BE</b>	Belgium
<b>BG</b>	Bulgaria
<b>CZ</b>	Czechia
<b>DK</b>	Denmark
<b>DE</b>	Germany
<b>EE</b>	Estonia
<b>IE</b>	Ireland
<b>EL</b>	Greece
<b>ES</b>	Spain
<b>FR</b>	France
<b>HR</b>	Croatia
<b>IT</b>	Italy
<b>CY</b>	Cyprus
<b>LV</b>	Latvia
<b>LT</b>	Lithuania
<b>LU</b>	Luxembourg
<b>HU</b>	Hungary
<b>MT</b>	Malta
<b>NL</b>	Netherlands
<b>AT</b>	Austria
<b>PL</b>	Poland
<b>PT</b>	Portugal
<b>RO</b>	Romania
<b>SI</b>	Slovenia
<b>SK</b>	Slovakia
<b>FI</b>	Finland
<b>SE</b>	Sweden

## Frequently used abbreviations

<b>Brå</b>	Swedish National Council for Crime Prevention
<b>DEO</b>	Department for Equal Opportunity
<b>EIGE</b>	European Institute for Gender Equality
<b>EU</b>	European Union
<b>GBV</b>	gender-based violence
<b>ICCS</b>	International Classification of Crime for Statistical Purposes
<b>IPV</b>	intimate partner violence
<b>ISTAT</b>	Italian Statistical Office
<b>PKS</b>	German Police Crime Statistics
<b>UNODC</b>	United Nations Office on Drugs and Crime
<b>VAW</b>	violence against women

## Other country codes

<b>UK EAW</b>	United Kingdom – England and Wales
<b>UK NI</b>	United Kingdom – Northern Ireland
<b>UK SCT</b>	United Kingdom – Scotland

# Contents

<b>1. Introduction</b>	<b>7</b>
1.1. The relevance of measuring intimate partner violence, rape and femicide	7
1.2. EIGE’s role in advancing measurement of intimate partner violence, rape and femicide	8
1.3. Structure of the report	9
<b>2. Definitions, indicator design and data sources</b>	<b>10</b>
2.1. Background	10
2.2. Definitions	10
2.3. Indicator design	11
2.4. Data sources, data collection and national legislation	12
<b>3. Criteria for data availability and comparability</b>	<b>14</b>
3.1. Indicator-level analysis	14
3.1.1. Indicators populated with data collected by the police	17
3.1.2. Indicators populated with data collected by the judicial system	18
3.2. Component-level analysis	19
3.2.2. Counting units	30
3.2.3. Sex of the victim	35
3.2.4. Victim–perpetrator relationship	38
3.2.5. Further components	44
<b>4. Overview of progress and remaining challenges</b>	<b>47</b>
4.1. Overview of progress on populating EIGE’s indicators for the police and justice sectors	47
4.2. Technical, institutional, legislative and policy shortcomings	50
4.2.1. Institutional, legislative and policy shortcomings	50
4.2.2. Technical shortcomings in the production of data	51
<b>5. Recommendations to improve data quality, availability and comparability for EIGE’s indicators</b>	<b>54</b>
<b>6. Conclusions</b>	<b>57</b>
<b>References</b>	<b>58</b>
<b>Annexes</b>	<b>60</b>
Annex 1. Data collected on intimate partner violence by the police and justice sectors	60
Annex 2. Data availability and comparability at indicator component level	97

## List of figures

Figure 1. Proportion of jurisdictions with available and comparable data per indicator collected from police national administrative sources (EU-27 and UK jurisdictions, 2014–2018)	18
Figure 2. Proportion of jurisdictions with available and comparable data per indicator collected from justice national administrative sources (EU-27 and UK jurisdictions, 2014–2018)	19
Figure 3. Percentage distribution of data availability of ‘victim–perpetrator relationship’ among indicators for the police sector	41
Figure 4. Percentage distribution of data availability of ‘victim–perpetrator relationship’ for indicators for the justice sector	43
Figure A1. Percentage distribution of comparability and availability of EIGE indicators for the police sector, by EU-27 and UK jurisdictions	69
Figure A2. Percentage distribution of comparability and availability of EIGE indicators for the police sector, among all EU-27 and UK jurisdictions, by indicator	70
Figure A3. Percentage distribution of comparability and availability of EIGE indicators for the justice sector, by jurisdiction	75
Figure A4. Percentage distribution of comparability and availability of EIGE indicators for the justice sector, among all EU-27 and UK jurisdictions, by indicator	76

## List of tables

Table 1. EIGE definitions of physical, sexual, psychological and economic IPV	11
Table 2. EIGE indicators on intimate partner violence, femicide and rape for the police and justice sectors (including indicator abbreviations)	12
Table 3. Symbols to indicate priority	14
Table 4. Assessment of the priority of indicator components for the comparability analysis of the EIGE indicators for the police sector, by indicator	15
Table 5. Assessment of the priority of indicator components for the comparability analysis of the EIGE indicators for the justice sector, by indicator	16
Table 6. Overview of the EIGE indicators for the police and justice sectors, and availability and comparability status in the EU-27 and UK jurisdictions	16
Table 7. Data availability in jurisdictions, by type of IPV offence – indicator 1 (annual number of women victims of IPV (aged 18 and over) committed by men (aged 18 and over), as recorded by police)	20
Table 8. Data availability in jurisdictions, by type of physical IPV – indicator 4 (annual number of women (aged 18 and over) victims of physical IPV committed by men (aged 18 and over), as recorded by police)	21
Table 9. Data availability in jurisdictions, by type of psychological IPV – indicator 5 (annual number of women (aged 18 and over) victims of psychological IPV committed by men (aged 18 and over), as recorded by police)	23
Table 10. Data availability in jurisdictions, by type of sexual IPV – indicator 6 (annual number of women (aged 18 and over) victims of sexual IPV committed by men (aged 18 and over), as recorded by police)	24
Table 11. Data availability in jurisdictions, by type of economic IPV – indicator 7 (annual number of women (aged 18 and over) victims of economic IPV committed by men (aged 18 and over), as recorded by police)	25

Table 12. Data availability in jurisdictions, by type of IPV offence – indicator 2 (annual number of reported offences related to IPV against women committed by men (aged 18 and over))	27
Table 13. Data availability in jurisdictions, by type of intimate partner femicide offence – indicator 9 (annual number of women (aged 18 and over) victims of intimate partner femicide committed by men (aged 18 and over))	28
Table 14. Data availability of the indicator component ‘counting unit’, by indicator, with victim as the statistical unit, and by jurisdiction	31
Table 15. Data availability of the indicator component ‘counting unit’ for indicator 2 (offence as the statistical unit), by jurisdiction	32
Table 16. Data availability of the indicator component ‘counting unit’ for indicator 3 (perpetrator as the statistical unit), by jurisdiction	32
Table 17. Data availability of the indicator component ‘counting unit’ for indicators for the justice sector, by jurisdiction	33
Table 18. Data availability of the indicator component ‘sex of the victim’ for indicators for the police sector, by jurisdiction	35
Table 19. Data availability of the indicator component ‘sex of the victim’ for indicators for the justice sector, by jurisdiction	37
Table 20. Data availability of the indicator component ‘victim–perpetrator relationship’ for indicators for the police sector, by jurisdiction	39
Table 21. Data availability of the indicator component ‘victim–perpetrator relationship’ for indicators for the justice sector, by jurisdiction	42
Table 22. Data availability of the indicator components ‘age of the victim’, ‘sex of the perpetrator’ and ‘age of the perpetrator’ for indicators for the police sector, by jurisdiction	45
Table 23. Data availability of indicator components ‘age of the victim’, ‘sex of the perpetrator’ and ‘age of the perpetrator’ for indicators for the justice sector, by jurisdiction	46
Table A1. Overview of availability and comparability of EIGE indicators for the police sector, by jurisdiction and by indicator	60
Table A2. Overview of availability and comparability of EIGE indicators for the justice sector, by jurisdiction and by indicator	70
Table A3. Available data for indicator 1 (annual number of women (aged 18 and over) victims of IPV committed by men (aged 18 and over), as recorded by police)	77
Table A4. Available data for indicator 2 (annual number of reported offences related to IPV against women committed by men (aged 18 and over))	79
Table A5. Available data for indicator 3 (annual number of men (aged 18 and over) perpetrators of IPV against women (and percentage of male population that are perpetrators)	81
Table A6. Available data for indicator 4 (annual number of women (aged 18 and over) victims of physical IPV committed by men (aged 18 and over), as recorded by police)	83
Table A7. Available data for indicator 5 (annual number of women (aged 18 and over) victims of psychological IPV committed by men (aged 18 and over), as recorded by police)	84
Table A8. Available data for indicator 6 (annual number of women (aged 18 and over) victims of sexual IPV committed by men (aged 18 and over), as recorded by police)	85

Table A9. Available data for indicator 7 (annual number of women (aged 18 and over) victims of economic IPV committed by men (aged 18 and over), as recorded by police)	87
Table A10. Available data for indicator 8 (annual number of women (aged 18 and over) victims reporting rape committed by men (aged 18 and over), as recorded by police)	88
Table A11. Available data for indicator 9 (women victims of intimate partner femicide (aged 18 and over) committed by a male intimate partner (aged 18 and over), as a share of women victims of homicide aged 18 and over)	89
Table A12. Available data for indicator 10 (annual number of protection orders applied for and granted in cases of IPV against women, by type of court)	91
Table A13. Available data for indicator 11 (annual number of men (aged 18 and over) prosecuted for IPV against women)	92
Table A14. Available data for indicator 12 (annual number of men (aged 18 and over) sentenced for IPV against women)	93
Table A15. Available data for indicator 13 (annual number of men (aged 18 and over) sentenced for IPV against women and held in prison or with a sanction involving a form of deprivation of liberty)	95
Table A16. Mapping table for indicator 1 (annual number of women (aged 18 and over) victims of IPV committed by men (aged 18 and over), as recorded by police)	97
Table A17. Mapping table for indicator 2 (annual number of reported offences related to IPV against women committed by men (aged 18 and over))	99
Table A18. Mapping table for indicator 3 (annual number of men perpetrators of IPV against women (and percentage of male population that are perpetrators))	101
Table A19. Mapping table for indicator 4 (annual number of women (aged 18 and over) victims of physical IPV committed by men (aged 18 and over), as recorded by police)	103
Table A20. Mapping table for indicator 5 (annual number of women (aged 18 and over) victims of psychological IPV committed by men (aged 18 and over), as recorded by police)	105
Table A21. Mapping table for indicator 6 (annual number of women (aged 18 and over) victims of sexual IPV committed by men (aged 18 and over), as recorded by police)	107
Table A22. Mapping table for indicator 7 (annual number of women (aged 18 and over) victims of economic IPV committed by men (aged 18 and over), as recorded by police)	109
Table A23. Mapping table for indicator 8 (annual number of women (aged 18 and over) victims reporting rape committed by men (aged 18 and over), as recorded by police)	111
Table A24. Mapping table for indicator 9 (women victims of intimate partner femicide (aged 18 and over) committed by a male intimate partner (aged 18 and over), as a share of women victims of homicide aged 18 and over)	112
Table A25. Mapping table for indicator 10 (annual number of protection orders applied for and granted in cases of IPV against women, by type of court)	114
Table A26. Mapping table for indicator 11 (annual number of men (aged 18 and over) prosecuted for IPV against women)	115
Table A27. Mapping table for indicator 12 (annual number of men (aged 18 and over) sentenced for IPV against women)	117
Table A28. Mapping table for indicator 13 (annual number of men (aged 18 and over) sentenced for IPV against women and held in prison or with a sanction involving a form of deprivation of liberty)	118



# 1. Introduction

Violence against women (VAW) is one of the most widespread violations of human rights and a manifestation of the power imbalance between women and men. Comprising physical, sexual, psychological and economic abuse, it cuts across boundaries of age, race, culture, wealth and geography. These forms of violence disproportionately affect women's well-being, autonomy and access to opportunities and remain one of the most persistent forms of gender inequality. Gender-related killings, also known as femicide, are the extreme manifestation of VAW. According to a 2018 report by the United Nations Office on Drugs and Crime (UNODC), 87 000 women were intentionally killed worldwide in 2017. More than one third were killed by a current or former partner (UNODC, 2018).

According to a FRA study <sup>(1)</sup>, 31 % of women in the 28 Member States of the European Union <sup>(2)</sup> have experienced physical violence by either a partner or a non-partner since the age of 15, and 7 % of women experienced physical violence by anyone in the 12 months before the survey interview. This corresponds to an estimated 13 million women in the EU-28 having experienced physical violence – by either a partner or a non-partner – in the past 12 months (FRA, 2014). Given the size of the phenomenon, VAW has far-reaching, harmful consequences for many families and communities. It not only violates human rights, but reduces human capital and undermines economic growth (Walby and Olive, 2014).

This report analyses the current situation of data collection on intimate partner violence (IPV), rape and femicide in 30 different jurisdictions across all 27 EU Member States and the United Kingdom. Starting with a statistical assessment of the current situation in national data collection systems, the report is intended to inform policymakers on the availability of comparable

and disaggregated data for policymaking, highlighting the strengths and limitations of available data for the formulation of policies.

## 1.1. The relevance of measuring intimate partner violence, rape and femicide

Systematic data collection is central to effective policymaking in preventing and combating VAW, as highlighted by Article 11 of the Council of Europe Convention on preventing and combating violence against women and domestic violence (the Istanbul Convention). Furthermore, as highlighted by the European Commission, 'The EU needs comprehensive, updated and comparable data for policies on combating gender-based violence to be effective' (European Commission, 2020). Although data from surveys offers measures of prevalence, incidence, severity and frequency of VAW, administrative data collection plays an important role in monitoring the implementation of policies aimed at reducing and preventing such violence and assessing the effectiveness of the national response.

Comparable data on IPV, rape and femicide across the EU provides an evidence base for the development of EU-wide policies to reduce and eventually eradicate gender-based violence (GBV).

The report focuses on administrative data collected from 30 different jurisdictions across the EU Member States and the United Kingdom as a primary source for measuring the performance of institutions in preventing and tackling VAW. Although there are recognised benefits to using administrative data, considerable challenges have also been identified in the use of such data for statistical purposes. For this reason, the quality of the output from administrative sources is increasingly important, par-

<sup>(1)</sup> Fundamental Rights Agency, Violence against women: An EU-wide survey (2014)

<sup>(2)</sup> The survey was conducted in 2012, when the United Kingdom was still an EU Member State.

ticularly in respect of the comparability of these statistics in the EU context.

The **Council of Europe Convention on preventing and combating violence against women and domestic violence (Istanbul Convention; Council of Europe, 2011a)** was established as the first European legal instrument to address VAW in 2011. Article 11 of the Convention calls for the production, analysis and dissemination of relevant statistical data, and stipulates measures for implementing the convention. In particular, Member States are to collect disaggregated data at regular intervals on all forms of VAW covered by the convention in order to study its root causes, effects, incidence and conviction rates, as well as conduct population-based surveys at regular intervals to assess the prevalence of and trends in all forms of violence covered by the scope of the convention. The data collected helps to facilitate international cooperation, set benchmarks and support the development of evidence-based policy to prevent VAW and domestic violence.

**Directive 2012/29/EU of the European Parliament and the Council of 25 October 2012 establishing minimum standards on the rights, support and protection of victims of crime (Victims' Rights Directive; EU, 2012)** <sup>(3)</sup> clearly recognises that reliable and timely statistical data collection is an essential component of effective policymaking <sup>(4)</sup>.

In addition to general data and statistics, the directive calls on Member States to focus particularly on the prevalence of GBV. In recognition of the under-reporting of rape and domestic violence, the directive promotes systematic registration and handling of complaints received by the police, judicial authorities and other relevant administrative authorities that work with

victims, to develop a robust system for the production of data and statistics.

## 1.2. EIGE's role in advancing measurement of intimate partner violence, rape and femicide

Since 2012, the European Institute for Gender Equality (EIGE) has supported Member States in strengthening their data collection procedures and developing statistics on various forms of VAW. Based on an analysis of the data collection process in the police and justice sectors in each Member State, a uniform set of definitions and indicators was developed by EIGE in 2017 to aid the national data collection on rape, femicide and IPV (EIGE, 2017).

In 2018, each Member State was provided with country-specific recommendations on the actions to be taken, according to their own specific challenges (EIGE, 2018a). Although some progress has been made in the collection of IPV data and data on other forms of VAW, significant gaps and challenges remain across the EU, not only because of differences in the definitions and classifications of incidents, but also because of significant differences in data-recording practices.

The work presented here looks particularly at the availability and comparability of the data collected by EIGE. This report progresses gradually from the assessment of comparability of EIGE indicators to the assessment of comparability at the level of indicator components, namely offences included, counting units, and the gender dimensions specified through disaggregation by sex of the victim and/or perpetrator, as

<sup>(3)</sup> According to its Article 28, on the provision of data and statistics, Member States must provide the Commission with data on how victims have accessed the rights set out in the directive.

<sup>(4)</sup> As highlighted in recital 64 of the directive, statistical data related to the application of national procedures on victims of crime should include at least the number and type of the reported crimes, and, as far as such data are known and are available, the number, age and gender of the victims, data recorded by the judicial authorities and by law enforcement agencies, and, as far as possible, administrative data compiled by healthcare and social welfare services and by public and non-governmental victim support or restorative justice services and other organisations working with victims of crime. Judicial data can include information about the reported crime, the number of cases that are investigated and the people prosecuted and sentenced.

well as by the nature of the victim–perpetrator relationship.

### 1.3. Structure of the report

This report is based on an analysis of the most recent jurisdiction-level data and metadata collected by EIGE in March 2020. It is structured as follows.

To start with, the **indicators** and their **design** are introduced in **Chapter 2**, together with a brief overview of EIGE’s data collection process from the 30 different jurisdictions and the data sources.

The **criteria used to compare data** for the purpose of this analysis are described in **Chapter 3**, in the light of well-known data comparability challenges at international level. Chapter 3 continues with an assessment of the current state of play in populating IPV, rape and femicide indicators across the EU. This **country-level assessment** is conducted (i) at the **general indicator level**, in order to provide an overview of the availability and comparability of data collected by the police and justice sectors (**Section 3.1**), and (ii) at the **individual component level** of VAW, in order to highlight the specific obstacles faced by the jurisdictions in producing indicators in line with international requirements (**Section 3.2**).

A **summary of the progress** to date, as well as the remaining gaps and challenges in terms of technical, institutional and legislative shortcomings, are discussed in **Chapter 4**. This chapter includes examples of **promising practices** from national data collection systems that are able to provide accurate and comparable data, and highlights those jurisdictions that have adapted their data collection systems to respond to data needs.

A set of **annexes** complements the report, and includes detailed information on the situation and data reported by each jurisdiction. With this report being one of the first data collection efforts on this topic, comparability issues arose.

The inclusion of the annexes represents one of the main assets of this report and allows access to a wider set of information and non-comparable data across the jurisdictions.

**Annex 1** includes an overview of indicator availability and comparability for each jurisdiction. By focusing on the different definitions of IPV and related comparability of the indicators, Annex 1 shows the data characteristics for each jurisdiction and highlights eventual data gaps and comparability issues.

**Annex 2** is grounded in the principles of accountability and transparency, and allows access to all data in the study, both comparable and not comparable.

## 2. Definitions, indicator design and data sources

### 2.1. Background

The **International Classification of Crime for Statistical Purposes (ICCS)** aims to address the lack of comparability and interpretability of crime statistics by providing a methodological and statistical standard and a common definition framework to improve data quality and comparability. Offences are grouped in a systematic way, by explicitly stating the acts included (and excluded), according to legal codes at national level. This improves the capability to produce, disseminate and analyse crime data accurately, and thus to inform the public and tailored policies and programmes in the areas of crime prevention, rule of law and criminal justice reform.

There are various options for establishing a standard boundary between criminal offences and other minor infractions of the law that are not within the scope of the ICCS, for example including only offences in the penal code, using the institution in charge of collecting statistics (e.g. the police or the magistrate), or using the level of punishment/sanction envisaged for the crime. The ICCS is not an instrument designed to shape or change legislation in countries; it is designed for statistical purposes to include all existing legal provisions that regulate what is and is not considered criminal behaviour. The legal status quo in any given country should be seen to encompass the entirety of the criminal activity that is matched to the ICCS categories during ICCS implementation.

### 2.2. Definitions

The term IPV is not systematically defined at international level and is often described as falling within the scope of domestic violence or violence between former or current spouses or partners, whether or not the perpetrator shares or has shared the same residence with the victim, placing the difference within the victim–perpetrator relationship (Council of Europe, 2011b). As yet EU Member States do not have a commonly agreed definition for IPV, rape and femicide, which prevents the gathering of comparable data.

EIGE has provided **two different definitions of IPV**.

The first is a **general definition** – ‘Physical, sexual, psychological or economic violence between current or former spouses as well as current or former partners. It constitutes a form of violence which affects women disproportionately and which is therefore distinctly gendered’.

The second is a **statistical definition** – ‘Any act of physical, sexual, psychological or economic violence that occurs between former or current spouses or partners, whether or not the perpetrator shares or has shared the same residence with the victim’. EIGE provides definitions for each specific form of physical, sexual, psychological and economic IPV (see Table 1).

**Table 1. EIGE definitions of physical, sexual, psychological and economic IPV**

Term	Definition
Physical IPV	Any act that causes physical harm to the current or former partner as a result of unlawful physical force. Physical violence can take the form of, among other things, serious or minor assault, deprivation of liberty or manslaughter.
Sexual IPV	Any sexual act performed on the victim without consent. Sexual violence can take the form of rape and sexual assault.
Economic IPV	Any act or behaviour that causes economic harm to the current or former partner. Economic violence can take the form of, among other things, property damage, restricting access to financial resources, education or the labour market, or not complying with economic responsibilities, such as alimony.
Psychological IPV	Any act or behaviour that causes psychological harm to the partner or former partner. Psychological violence can take the form of, among other things, coercion, defamation, verbal insult or harassment.

**Rape**, another form of violence that disproportionately affects women, is defined by EIGE for statistical purposes as ‘Sexual penetration, whether vaginal, anal or oral, through the use of object or body parts, without consent, using force, coercion or by taking advantage of the vulnerability of the victim’. Rape is illegal in all EU Member States, but its definition varies between jurisdictions <sup>(5)</sup>.

**Intimate partner femicide** is defined by EIGE as ‘the killing of a woman by an intimate partner and the death of a woman as a result of a practice that is harmful to women. Intimate partner is understood as a former or current spouse or partner, whether or not the perpetrator shares or has shared the same residence with the victim’ <sup>(6)</sup>.

### 2.3. Indicator design

In 2017, EIGE developed 13 indicators for the police and justice sectors with uniform definitions of the multiple forms of IPV, femicide and rape

(EIGE, 2018b). These indicators are intended for statistical purposes, to support Member States to collect comparable data and thus meet their monitoring requirements and policy evaluation under European and International standards. The definitions of these indicators are in line with the data provision requirements of the Istanbul Convention and Victims’ Rights Directive.

The police and justice sectors are the most relevant sources of administrative data for populating the indicators, as the data is collected by the national institutions responsible for protecting victims, preventing violence and prosecuting perpetrators (including law enforcement agencies, prosecutors and the courts). The indicators for the police and justice sectors reflect the different stages of the law enforcement process, from recording an incident (police) to penalising the offender (justice).

The **13 indicators** proposed by EIGE are presented in **Table 2**, by competent authority, together with the indicator abbreviations that will be employed in this report.

<sup>(5)</sup> EIGE’s uniform definition builds on a detailed mapping and analysis of the EU, international and national definitions, A baseline definition that matched the one used by Eurostat, ‘sexual intercourse without valid consent’, was proposed, adding additional components that could be measured through administrative data and surveys. Detailed information on the development of the uniform definition can be found in EIGE’s report *Terminology and Indicators for Data Collection – Rape, femicide and intimate partner violence* (EIGE, 2017, p. 44).

<sup>(6)</sup> The baseline definition for femicide built on the component present in most of the analysed definitions, ‘intentional killing’, which demonstrates that the gender aspect of killing is largely missing from the data collection definition framework. EIGE conceptualised and integrated some relevant components in order to unveil the gender dimension (EIGE, 2017, p. 46).

**Table 2. EIGE indicators on intimate partner violence, femicide and rape for the police and justice sectors (including indicator abbreviations)**

Competent authority	No	Indicator	Abbreviation in this report
Police	1	Annual number of women (aged 18 and over) victims of intimate partner violence committed by men (aged 18 and over), as recorded by police	IPV victims (f)
	2	Annual number of reported offences related to intimate partner violence against women committed by men (aged 18 and over)	IPV reported offences (f)
	3	Annual number of men (aged 18 and over) perpetrators of intimate partner violence against women (and percentage of male population that are perpetrators)	IPV perpetrators (m)
	4	Annual number of women (aged 18 and over) victims of physical intimate partner violence committed by men (aged 18 and over), as recorded by police	IPV victims (f) – physical
	5	Annual number of women (aged 18 and over) victims of psychological intimate partner violence committed by men (aged 18 and over), as recorded by police	IPV victims (f) – psychological
	6	Annual number of women (aged 18 and over) victims of sexual intimate partner violence committed by men (aged 18 and over), as recorded by police	IPV victims (f) – sexual
	7	Annual number of women (aged 18 and over) victims of economic intimate partner violence committed by men (aged 18 and over), as recorded by police	IPV victims (f) – economic
	8	Annual number of women (aged 18 and over) victims reporting rape committed by men (aged 18 and over), as recorded by police	Rape victims (f)
	9	Women victims of intimate partner femicide (aged 18 and over) committed by a male intimate partner (aged 18 and over), as a share of women victims of homicide (aged 18 and over)	Femicide victims (f)
Justice	10	Annual number of protection orders applied for and granted in cases of intimate partner violence against women, by type of court	IPV protection orders
	11	Annual number of men (aged 18 and over) prosecuted for intimate partner violence against women	IPV prosecuted (m)
	12	Annual number of men (aged 18 and over) sentenced for intimate partner violence against women	IPV sentenced (m)
	13	Annual number of men (aged 18 and over) sentenced for intimate partner violence against women held in prison or with a sanction involving a form of deprivation of liberty	IPV held in prison (m)

## 2.4. Data sources, data collection and national legislation

EIGE collected jurisdiction-level data from national police and justice sectors across the 27 EU Member States and the United Kingdom from November 2018 to March 2020. When the data collection process was launched, the United Kingdom was still a Member State of the EU and was therefore included in the study. In addition, the inclusion of the United Kingdom entailed taking into account all the three dif-

ferent jurisdictions in the country (England and Wales, Northern Ireland, and Scotland). As such, the study encompasses **30 different jurisdictions** in **28 countries**, of which **27** are **current Member States**.

The data collected includes **all data and meta-data** (including non-comparable approximations) **for each of the 13 indicators defined by EIGE**. The data collection by EIGE was done in several stages, with repeated requests for data and their validation. The data is published in EIGE's Gender Statistics Database (EIGE, n.d.a),

which provides a one-stop source for all gender statistics at Member State and EU levels.

Although producing comparable cross-country statistics is challenging, GBV presents specific difficulties. Data collected by the police and justice sectors relates only to the specific actions that are considered crimes (e.g. economic violence may be criminalised in some jurisdictions but not in others). Another issue is that the same action may be considered a different type of crime in different jurisdictions (e.g. stalking may be considered psychological violence in one jurisdiction but criminalised as a separate offence in another).

Statistical data is often organised and categorised according to legal provisions, such as articles in legal or penal codes, which are not always relevant from an analytical standpoint. In addition, comparability across time and jurisdictions can be hindered by changes in legislation, or if the same act can be criminalised under different legal provisions in different countries or indeed considered a criminal offence in one country but not in another. One stark difference is that, in some jurisdictions, IPV is included under domestic violence broadly but is not treated as a specific offence, whereas in other jurisdictions IPV is criminalised under several offences in the criminal code, with neither IPV nor domestic violence being considered offences in themselves<sup>(7)</sup>. Thus, some jurisdictions include only criminal offences in their statistical outputs, whereas others also consider misdemeanours<sup>(8)</sup>.

Criminal offences can be seen, and classified, from a multitude of angles: their impact on victims, the way they have been perpetrated,

the offender's motive and the seriousness of the offence, to name but a few. Member State definitions differ considerably in both the criminalisation of IPV and the inclusion/exclusion of specific types of acts that constitute an offence (EIGE, n.d.b). When implementing the ICCS, every act that is criminalised in a specific national context should be matched to an ICCS category and included during implementation. As a result, every ICCS category that is not criminalised in a specific national context can be excluded from implementation. As such, legal provisions that regulate administrative infractions and civil regulations that are considered outside the realm of criminal law are excluded from the universe of criminal acts.

A study by the Council of Europe on the protection of women against violence presented a detailed overview of the acts that were criminalised in each Member State in 2014. For example, stalking was criminalised in all Member States except Bulgaria, Estonia, Latvia and Portugal, whereas all sexual acts against non-consenting individuals were criminalised in all Member States except Latvia (Council of Europe, 2014).

There is also limited understanding within Member States of the need to differentiate between specific forms of IPV. Although physical and sexual violence in intimate relationships is recognised and penalised in all jurisdictions, and psychological violence in most of them, economic violence is the least covered by Member States' definitions. In fact, only half of the Member States include economic violence in their legal definition related to IPV or domestic violence (Council of Europe, 2014).

<sup>(7)</sup> Detailed information on the national legal frameworks is available in EIGE's report *Understanding Intimate Partner Violence in the EU – The role of EU data* (EIGE, 2019a, pp. 17–18).

<sup>(8)</sup> Misdemeanours have a wide range of definitions depending on the Member State. It is important not to exclude misdemeanours from the data collection and not to minimise their risk, since there are perpetrators who progressed from a misdemeanour to a killing. In some Member States, misdemeanours represented a huge amount of domestic violence incidents, such as in Croatia. According to the 2019 summary report of the Ombudsperson for Gender Equality of the Republic of Croatia, data submitted by the Ministry of the Interior showed 9 626 individuals reported for domestic violence as misdemeanour acts and a total of 2 052 recidivists, although the number of criminal offences of domestic violence among closely related individuals was 4 460.

## 3. Criteria for data availability and comparability

The comparability assessment builds on the assumption that strict comparability with international indicators is not possible. Statistics derived from administrative sources are by-products of administrative recording systems, whose concepts, units, variables and definitions are determined by administrative purposes and are not always in line with the statistical requirements of the European Statistics Code of Practice. Challenges include differences between jurisdictions in the definition of IPV, units of measurement, counting rules, the stage at which data is recorded, and access to disaggregated and/or electronic micro-data (for more information, see EIGE (2019b)).

**The comparability of indicators** derived from the jurisdictions' national administrative sources in police and justice systems with EIGE indicators for measuring IPV, rape and femicide **is closely linked to data production processes** in a given jurisdiction. However, significant differences can be observed between the administrative sources available at jurisdiction level, even if the generic name of the indicator used is the same.

The analysis of the comparability and availability of indicators is complemented by an analysis of the comparability at indicator component level (i.e. victim–perpetrator relationship, offences included, counting units, age and sex of the victim, age and sex of the perpetrator). This analysis focuses primarily on those indicators assessed as

non-comparable, for which data is partially available. The purpose of this analysis is to assess the gaps in comparability for each indicator.

The findings are grouped by the **main indicator components**, as the indicator component is the smallest unit of standard measure for each indicator. This helps to align the conclusions and technical recommendations towards improving the indicator components and achieving increased availability and comparability.

The main indicator components are further analysed in terms of data availability, taking into account the importance of the indicator component. Indicator comparability assessment criteria are further explained in Section 3.1.

### 3.1. Indicator-level analysis

The assessment of data availability and comparability in this report is based on the individual components of each indicator, following a two-step process.

**Step 1.** The individual components of each indicator were identified and ranked during the preliminary assessment performed after the data collection as (i) priority, (ii) not a current priority, and (iii) not applicable to the specific EIGE indicators for the police and justice sectors. The symbols presented in Table 3 have been employed to indicate priority.

**Table 3. Symbols to indicate priority**

✓	Indicator component is <b>deemed a priority</b> for the comparability assessment of the specific EIGE indicator.
X	Indicator component is <b>not currently deemed a priority</b> for the comparability assessment of the specific EIGE indicator.
N/A	Indicator component is not applicable to the specific EIGE indicator.



**Step 2.** Data availability and comparability were assessed according to the specific indicator components deemed a priority in step 1; only if all priority indicator components were available, was the data considered comparable.

- **Comparable.** Data or at least proxy data on the indicator components that are deemed a priority is available.
- **Not comparable.** Data on some of the indicator components that are deemed a priority is not available.

- **No data.** There is no data at all or data is not useful for populating the indicator because of a significant lack of detail, for example statistical unit and sex of the victim.

**Tables 4 and 5** provide an overview of the importance of the indicator components considered for the comparability analysis for the police and justice sectors, respectively. The assessment criteria were developed for the purposes of this analysis and were agreed with the focal points in each jurisdiction.

**Table 4. Assessment of the priority of indicator components for the comparability analysis of the EIGE indicators for the police sector, by indicator**

Indicator number	Indicator abbreviation	Indicator components						
		Counting unit	Sex of victim	Victim-perpetrator relationship	Offence(s) included	Age of victim	Sex of perpetrator	Age of perpetrator
1	IPV victims (f)	✓	✓	✓	X	X	X	X
2	IPV reported offences (f)	✓	✓	✓	X	X	X	X
3	IPV perpetrators (m)	✓	✓	✓	✓	N/A	✓	X
4	Physical IPV victims (f)	✓	✓	✓	✓	X	X	X
5	Psychological IPV victims (f)	✓	✓	✓	✓	X	X	X
6	Sexual IPV victims (f)	✓	✓	✓	✓	X	X	X
7	Economic IPV victims (f)	✓	✓	✓	✓	X	X	X
8	Rape victims (f)	✓	✓	N/A	✓	X	X	X
9	IPV femicide victims (f)	✓	✓	✓	✓	X	X	X

Of EIGE's indicators for the police sector, the 'statistical unit', 'sex of the victim', 'victim-perpetrator relationship' and 'offence(s) included' are deemed priority indicator components for the comparability assessment, except for **indicator 1** on the total number of female IPV victims and **indicator 2** on the number of reported IPV offences, in which the 'offence(s) included' could include all or some of the types of IPV (physical, psychological, sexual, economic). For

**indicator 8** on female victims of rape, the victim-perpetrator relationship component is not applicable, as it includes all rape cases regardless of the relationship between the victim and the perpetrator. In all indicators for the police sector except **indicator 3**<sup>(9)</sup>, the 'sex and age of the perpetrator' are deemed less important in assessing the comparability of the available data among jurisdictions for the respective EIGE indicators.

<sup>(9)</sup> Annual number of men (aged 18 years and over) perpetrators of IPV against women (and percentage of the male population who are perpetrators).

**Table 5. Assessment of the priority of indicator components for the comparability analysis of the EIGE indicators for the justice sector, by indicator**

Indicator number	Indicator abbreviation	Indicator components					
		Counting unit	Sex of victim	Victim-perpetrator relationship	Offence(s) included	Sex of perpetrator	Age of perpetrator
10	IPV protection orders	✓	✓	✓	✓	N/A	N/A
11	IPV prosecuted (m)	✓	X	✓	✓	✓	✓
12	IPV sentenced (m)	✓	X	✓	✓	✓	X
13	IPV held in prison (m)	✓	X	✓	✓	✓	✓

Of EIGE's indicators for the justice sector, the 'statistical unit', 'victim-perpetrator relationship' and 'offence(s) included' are deemed priority indicator components for comparability. The 'sex of the victim' is not considered important in the comparability analysis of indicators 11, 12, and 13 on male perpetrators prosecuted, sentenced and held for IPV, respectively.

**Table 6** provides an overview of the state of play of the availability and comparability of data populating indicators for the police and justice

sectors (collected by EIGE), at the level of the 30 jurisdictions in the study.

'No data' refers to those countries that did not have data available to feed the indicator at the time of the study. The data collection process may be ongoing in these countries; however, it may not yet be fully aligned with EIGE requirements for indicator population. 'Data not yet available' refers to those countries that did not share data for this study. Further details can be found in the annexes.

**Table 6. Overview of the EIGE indicators for the police and justice sectors, and availability and comparability status in the EU-27 and UK jurisdictions**

Indicator		Jurisdictions with comparable data or proxy data for EIGE indicators	Jurisdictions with non-comparable data or proxy data for EIGE indicators but with data available on some of the indicator components	No data	Data not yet available
1	IPV victims (f)	CZ, DE, LV, LT, SI	BG, EE, EL, FR, HR, CY, MT, AT, PL, RO, FI, UK EAW, UK NI, UK SCT	BE, DK, IE, ES, IT, PT, SK, SE	LU, HU, NL
2	IPV reported offences (f)	CZ, ES, HR, LV, SI, SE, UK SCT	BE, BG, EE, EL, FR, IT, CY, MT, AT, PT, SK, FI, UK EAW, UK NI	DK, DE, IE, LT, PL, RO	LU, HU, NL
3	IPV perpetrators (m)	BE, CZ, SI, FI, SE	DE, EE, EL, ES, HR, CY, PL, PT, UK NI, UK SCT	BG, DK, IE, FR, IT, LV, LT, MT, AT, RO, SK, UK EAW	LU, HU, NL
4	Physical IPV victims (f)	CZ, DE, FR, LV, LT, FI	BE, BG, ES, HR, CY, MT, AT, SE, PT, UK EAW, UK NI, UK SCT	DK, EE, IE, EL, IT, PL, RO, SI, SK	LU, HU, NL
5	Psychological IPV victims (f)	CZ, DE, LV, FI	BE, EE, ES, FR, HR, IT, CY, LT, MT, AT, PT, SK, UK EAW, UK NI	BG, DK, IE, EL, PL, RO, SI, SE, UK SCT	LU, HU, NL
6	Sexual IPV victims (f)	CZ, DE, FR, LV, LT, SI, FI	BE, EE, EL, ES, HR, CY, MT, AT, PT, SK, UK EAW, UK NI, UK SCT	BG, DK, IE, IT, PL, RO, SE	LU, HU, NL

Indicator		Jurisdictions with comparable data or proxy data for EIGE indicators	Jurisdictions with non-comparable data or proxy data for EIGE indicators but with data available on some of the indicator components	No data	Data not yet available
7	Economic IPV victims (f)	LV	BE, CZ, DE, ES, MT, AT, SK, FI, PT, UK EAW, UK NI, UK SCT	BG, DK, EE, IE, EL, FR, HR, IT, CY, LT, PL, RO, SI, SE	LU, HU, NL
8	Rape victims (f)	CZ, DE, EE, EL, FR, LV, LT, AT, SI, SK, FI	BG, DK, IE, ES, HR, IT, CY, MT, PL, PT, SE, UK EAW, UK NI, UK SCT	BE, RO	LU, HU, NL
9	Femicide victims (f)	CZ, DE, ES, FR, IT, LV, LT, MT, NL, SI, SK, FI, SE, UK SCT	BG, DK, EE, EL, HR, CY, AT, PL, UK EAW, UK NI	BE, IE, PT, RO	LU, HU
10	IPV protection orders	ES	BG, EE, IE, FR, HR, IT, LT, RO, SI, FI, UK EAW, UK NI, UK SCT	BE, CZ, DK, DE, EL, CY, LV, MT, AT, PL, PT, SK, SE	LU, HU, NL
11	IPV prosecuted (m)	LT, SE, UK SCT	BE, CZ, EL, ES, FR, HR, IT, AT, PT, SI, SK, UK EAW, UK NI	BG, DK, DE, EE, IE, CY, LV, MT, PL, RO, FI	LU, HU, NL
12	IPV sentenced (m)	ES, LT, SK, UK SCT	CZ, EE, FR, HR, IT, AT, PT, SI, UK EAW, UK NI	BE, BG, DK, DE, IE, EL, CY, LV, MT, PL, RO, FI, SE	LU, HU, NL
13	IPV held in prison (m)	ES, LT, SK, UK SCT	EE, HR, IT, UK EAW, UK NI	BE, BG, CZ, DK, DE, IE, EL, FR, CY, LV, MT, AT, PL, PT, RO, SI, FI, SE	LU, HU, NL

### 3.1.1. Indicators populated with data collected by the police

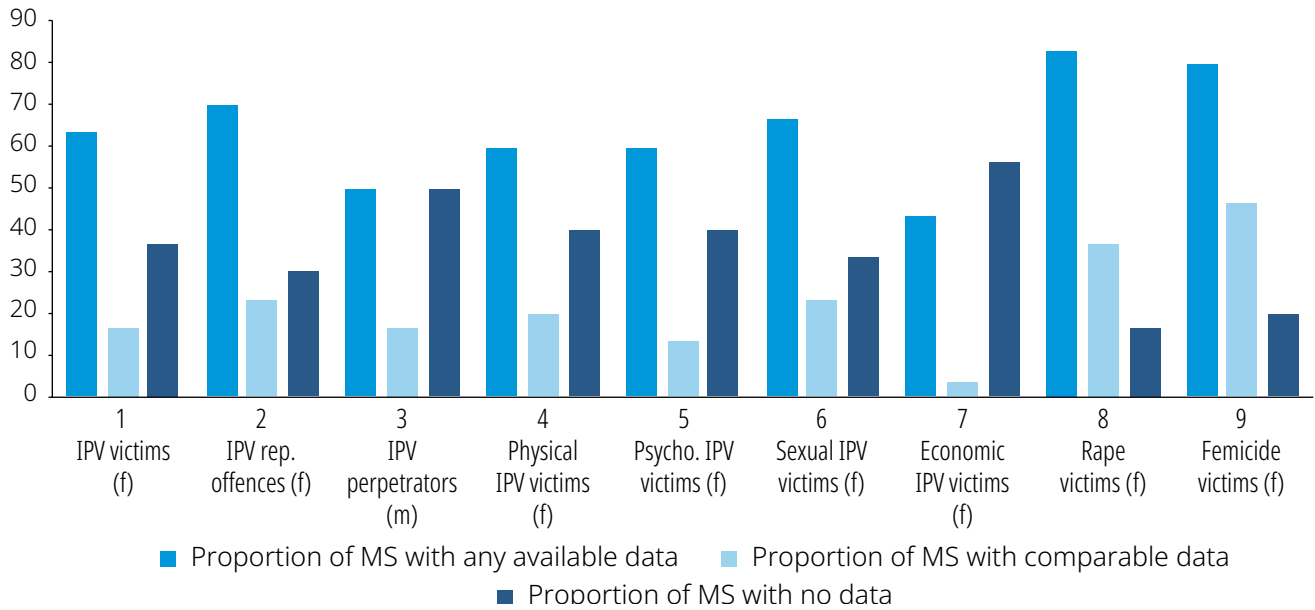
Based on the assessment criteria, **the number of jurisdictions with data available for EIGE's proposed indicators for the police sector ranges from 14 to 25**, whereas the number with **comparable data ranges from 1 to 14**. Figure 1 indicates that, even if EU-wide data on a certain indicator is available, it does not necessarily mean the data is comparable.

Overall, **the data with the highest level of availability** across the jurisdictions **is on the number of female victims reporting rape**, as recorded by police: 25 out of 30 (83.3 %) jurisdictions produce data on rape victims. However, just under half of the data available is compa-

table with the requirements of the EIGE indicators.

**For femicide or intentional homicide** committed by an intimate partner, **the level of comparability of data is proportionately higher**, with 14 of the 24 jurisdictions (58 %) with available data having data that is comparable. Indicator 7 on female victims of economic IPV has the lowest level of data availability among the indicators for the police sector (13 out of 30 jurisdictions – 43.3 %) and also the lowest level of data comparability (only 1 out of 13 jurisdictions with available data has data that can be compared – 7.7 %). Interestingly, apart from data on the number of victims of rape, femicide and sexual IPV, **the countries are more likely to produce comparable data on reported offences than on victims**.

**Figure 1. Proportion of jurisdictions with available and comparable data per indicator collected from police national administrative sources (EU-27 and UK jurisdictions, 2014–2018)**



Source: EIGE (2020).

At country level, data availability varies considerably between jurisdictions: some have available data for all indicators <sup>(10)</sup>, whereas others have data for only one indicator <sup>(11)</sup>. **In jurisdictions with a high level of data availability**, a closer analysis of these indicators according to the assessment criteria (availability of important indicator components) reveals that a **large proportion of data may be non-comparable**. For example, Estonia has available data for eight out of nine indicators, but data for only six of those indicators is comparable; Cyprus and the United Kingdom (England and Wales) also have available data for eight out of nine indicators, but none of that data is comparable; and the United Kingdom (Northern Ireland) has available data for all EIGE indicators for the police sector, but none of that data is comparable.

### 3.1.2. Indicators populated with data collected by the judicial system

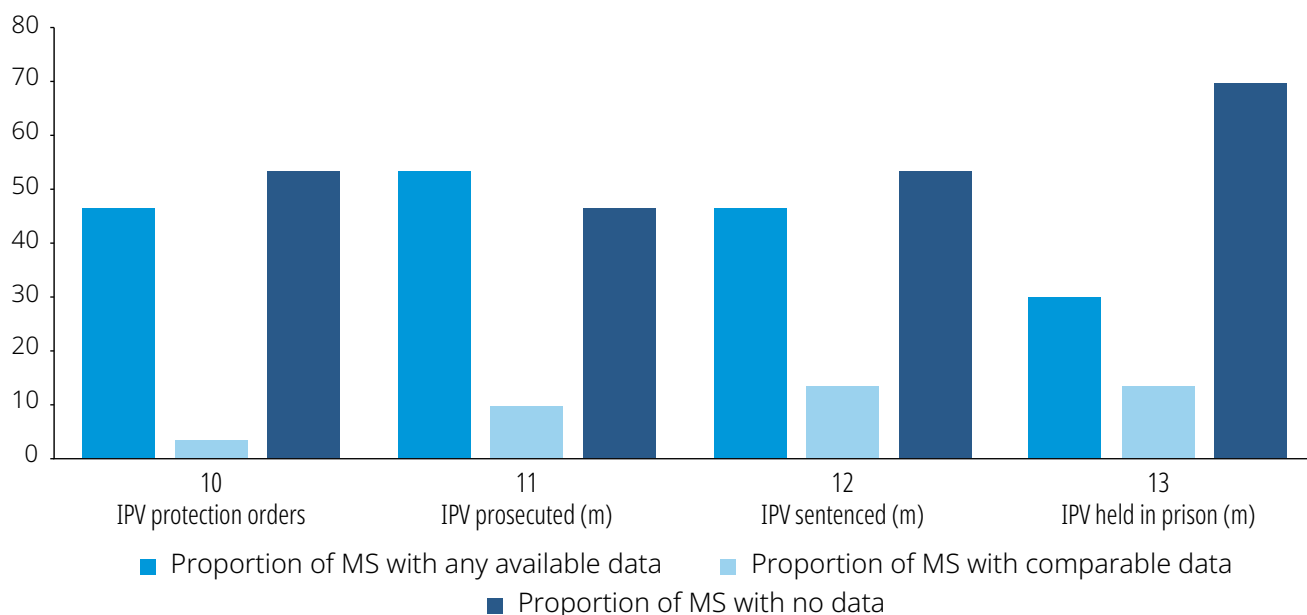
Based on the assessment criteria, the number of jurisdictions with data available for EIGE’s proposed indicators for the justice sector ranges from 9 to 16 (30–53 % of jurisdictions have data available). In total, 1 out of 14 jurisdictions with data available for indicator 10 has comparable data (7 %), and 4 out of 9 jurisdictions with available data for indicator 13 have comparable data (44 %). The largest proportion of data available is on the number of male perpetrators prosecuted for IPV (indicator 11), but the data with the highest level of comparability is that on the number of male perpetrators sentenced and held in prison (indicators 12 and 13) (see **Figure 2**). Of the four indicators for the justice sector, 70 % of jurisdictions (21 of 30) have data available on at least one, with seven <sup>(12)</sup> of those 21 jurisdictions having data on all four indicators.

<sup>(10)</sup> Czechia, and the United Kingdom (UK NI).

<sup>(11)</sup> Romania and Ireland.

<sup>(12)</sup> Croatia, Italy, Lithuania, Spain and the three UK jurisdictions (UK EAW, UK NI, UK SCT).

**Figure 2. Proportion of jurisdictions with available and comparable data per indicator collected from justice national administrative sources (EU-27 and UK jurisdictions, 2014–2018)**



Source: EIGE (2020).

At country level, only five jurisdictions have comparable data: Spain, Lithuania, Slovakia, Sweden, and the United Kingdom (Scotland). Spain, Lithuania and the United Kingdom (Scotland) have the greatest number of comparable data, at 75 % (three of the four indicators). Compared with the indicators for the police sector, EU jurisdictions have, on average, fewer comparable and available data for indicators for the justice sector.

## 3.2. Component-level analysis

The analysis of the comparability and availability of the indicators is presented for each of the two sources in turn: the police sector and the justice sector. The findings are grouped by the main indicator components. Findings from countries with comparable data are also briefly discussed. This helps to align the conclusions and technical recommendations towards improving the indicator components and achieving greater levels of availability and comparability of the indicators.

The analysis starts with the assumption that strict comparability is not possible (see the

introduction to Chapter 3 for more information) and builds on the assessment following the data collection by the jurisdictions (EIGE, n.d.a). This is a preliminary mapping of what the data includes; a comprehensive account of the acts that should be included at EU level, in fact, would require a complete mapping of EIGE indicators according to (i) the ICCS and (ii) national-level criminal codes. A detailed analysis of the current availability and comparability of the indicators for the police and justice sectors, at the level of the 30 jurisdictions (EU-27 and the United Kingdom), can be found in Annex 2.

### 3.2.1. Offences included

For this report, the criterion of ‘specific offences included’ was considered a priority component indicator for all police and justice indicators, except **indicator 1** (total number of female IPV victims) and **indicator 2** (number of reported IPV offences), as well as for all justice indicators. Within these indicators, offences included could encompass all or some of the types of IPV (physical, psychological, sexual, economic).

*Police indicators***Indicator 1**

Overall, 19 of the 30 jurisdictions (63 %) are able to provide data on the type of IPV offences, but only 5 of the 19 with available data (26 %) have data that is actually comparable. Some countries <sup>(13)</sup> included data on all types of IPV (physical, sexual, psychological, economic), whereas others <sup>(14)</sup> included data on all types of IPV offences except economic violence.

**Table 7** provides an overview of the availability and comparability of data on the type of IPV

offences provided to EIGE. 'No information on data availability on IPV type' does not apply to any of the jurisdictions with comparable data or proxy data.

The indicator component on the inclusion of specific offences was not deemed a priority for indicator 1 on the total number of IPV victims; however, this was not the case when assessing comparability for **indicators 4–7** (number of women victims of physical, psychological, sexual and economic IPV), in which, as shown in Tables 8–11, the type of offence(s) included should be specified.

**Table 7. Data availability in jurisdictions, by type of IPV offence – indicator 1 (annual number of women victims of IPV (aged 18 and over) committed by men (aged 18 and over), as recorded by police)**

Type of IPV offence – indicator 1 (IPV victims (f))	Jurisdictions with comparable data or proxy data		Jurisdictions with non-comparable data or proxy data, but with data available on some of the indicator components			No data
	Data/proxy reported/validated	Data/proxy not reported/validated	Data/proxy reported/validated	Data/proxy not reported/validated	No information on data availability on IPV type	
Physical	CZ, DE, LV, LT, SI		EE, EL, FR, HR, CY, MT, AT, RO, UK EAW, UK NI, UK SCT	BG	PL, FI	BE, DK, IE, ES, IT, PT, SK, SE
Sexual	CZ, DE, LV, LT, SI		EE, EL, FR, HR, CY, AT, RO, FI, UK EAW, UK NI, UK SCT	BG, MT	PL	BE, DK, IE, ES, IT, PT, SK, SE
Psychological	CZ, DE, LV, LT, SI		EE, EL, FR, HR, CY, MT, AT, RO, UK EAW, UK NI	BG, UK SCT	PL, FI	BE, DK, IE, ES, IT, PT, SK, SE
Economic	CZ, DE, LV, SI	LT	AT, RO, FI, UK EAW, UK NI, UK SCT	BG, EE, EL, FR, HR, CY, MT	PL	BE, DK, IE, ES, IT, PT, SK, SE

Source: EIGE (2020).

<sup>(13)</sup> Austria, Bulgaria, Cyprus, Czechia, Germany, Malta, Latvia, Romania and the United Kingdom (UK EAW, UK NI, UK SCT).

<sup>(14)</sup> Croatia, Cyprus, Estonia, Greece, France and Lithuania.

## Indicator 4

The six jurisdictions with comparable data for **indicator 4** generally have **all types of physical IPV** <sup>(15)</sup> included in their data, except for Lithuania, where ‘non-intentional homicide’ is not included, and Germany, where other types of ‘battery’ are included <sup>(16)</sup>. Of the different types of physical IPV, **‘assault’ and ‘bodily harm’ have the highest levels of data availability** among the jurisdictions with non-comparable data for the indicator: 9 out of 12 jurisdictions (75 %) and 8 out of 12 jurisdictions (67 %), respectively.

Czechia, Germany, France and Lithuania do not have an official definition of physical IPV, with data representing an aggregate of relevant offences under their respective criminal codes,

which may not be fully comparable for the indicator. In Germany, the data includes interpersonal homicide, intentional bodily harm and deprivation of liberty in an IPV context. In many jurisdictions, data availability depends on the national penal codes, and so the categories are not always easy to align with EIGE indicators. In Lithuania, for example, the definition of physical IPV falls under three articles of the Lithuania Criminal Code, generally defined as ‘Severe health impairment’, ‘Non-severe health impairment’ and ‘Causing physical pain and minor health impairment’.

**Table 8** provides an overview of data availability by type of physical IPV included by each jurisdiction. ‘Other type reported’ includes attempted homicide and violence with and without injury.

**Table 8. Data availability in jurisdictions, by type of physical IPV – indicator 4 (annual number of women (aged 18 and over) victims of physical IPV committed by men (aged 18 and over), as recorded by police)**

Type of physical IPV – indicator 4 (physical IPV victims (f))	Jurisdictions with comparable data or proxy data			Jurisdictions with non-comparable data or proxy data, but with data available on some of the indicator components				No data
	Data/proxy reported/validated	Data/proxy not reported/validated	Other type reported	Data/proxy reported/validated	Data/proxy not reported/validated	Other type reported	No information	
Non-intentional homicide	CZ, DE, LV, FI	LT	FR	BG, ES, UK NI	HR, CY, MT, AT, SE	UK EAW, UK SCT	BE, PT	DK, EE, IE, EL, IT, PL, RO, SI, SK
Assault	CZ, DE, LV, LT, FI, FR			BE, BG, ES, HR, MT, AT, SE, UK NI	CY	UK EAW, UK SCT	PT	DK, EE, IE, EL, IT, PL, RO, SI, SK
Bodily harm	CZ, DE, LV, LT, FI			BE, BG, ES, CY, MT, AT, SE, UK NI	HR	UK EAW, UK SCT	PT	DK, EE, IE, EL, IT, PL, RO, SI, SK

<sup>(15)</sup> Non-intentional homicide, assault, bodily harm, potential bodily harm and battery.

<sup>(16)</sup> For detailed information, see the table on EIGE’s website that provides links to Excel files for each country with all the data and metadata collected (including non-comparable approximations) for each of the 13 indicators defined by EIGE ([https://eige.europa.eu/gender-statistics/dgs/indicator/genvio\\_int\\_adm\\_ipv\\_\\_ipv\\_indic\\_1/metadata](https://eige.europa.eu/gender-statistics/dgs/indicator/genvio_int_adm_ipv__ipv_indic_1/metadata)).

Type of physical IPV – indicator 4 (physical IPV victims (f))	Jurisdictions with comparable data or proxy data			Jurisdictions with non-comparable data or proxy data, but with data available on some of the indicator components				No data
	Data/proxy reported/validated	Data/proxy not reported/validated	Other type reported	Data/proxy reported/validated	Data/proxy not reported/validated	Other type reported	No information	
Potential bodily harm	CZ, DE, LV, LT, FI			BE, ES, SE, UK NI	HR, CY, MT, AT	BG, UK EAW, UK SCT	PT	DK, EE, IE, EL, IT, PL, RO, SI, SK
Battery	CZ, LV, LT, FI		DE	BE, BG, ES, SE	HR, CY, MT, AT, UK SCT	UK EAW	PT, UK NI	DK, EE, IE, EL, IT, PL, RO, SI, SK

Source: EIGE (2020).

## Indicator 5

**The types of psychological violence considered in national data collection processes vary substantially**, even among jurisdictions assessed as having comparable data for the indicator. Data for all jurisdictions represents an aggregate of relevant offences under their respective criminal codes, which may not always be fully comparable. In Latvia, for example, psychological violence is defined according to criminal offences included in the ICCS and the Criminal Law. However, there is no article in the Criminal Law that specifically addresses psychological violence. In Germany, there is no official definition of psychological violence, but criminal

legislation includes ‘stalking’, ‘threat’ and ‘coercion’; in Italy, psychological violence is limited to stalking; in France, it is limited to threat and harassment; in Lithuania, it only includes threats.

**Table 9** provides an overview of the types of psychological IPV included by each jurisdiction. Column 5 of the table shows that, among the jurisdictions with non-comparable data for the indicator, **the highest levels of data availability are found for ‘coercion’ (8 out of 12), ‘threat’ (7 out of 12), ‘harassment’ (7 out of 12) and ‘stalking’ (7 out of 12)**. ‘No information on data availability on psychological IPV type’ does not apply to any of the jurisdictions with comparable data or proxy data for EIGE indicator 5.



Table 9. Data availability in jurisdictions, by *type of psychological IPV – indicator 5* (annual number of women (aged 18 and over) victims of psychological IPV committed by men (aged 18 and over), as recorded by police)

Type of psychological IPV – indicator 5 (psychological IPV victims (f))	Jurisdictions with comparable data or proxy data for EIGE indicator 5			Jurisdictions with non-comparable data or proxy data for EIGE indicator 5, but with data available on some of the indicator components				No data
	Data/proxy reported or validated	Data/proxy not reported or validated	Data for other type reported	Data/proxy reported or validated	Data/proxy not reported or validated	Data for other type reported	No information on data availability on psychological IPV type	
Coercion	CZ, DE, LV, FI			DK, ES, HR, LT, MT, AT, SK, UK EAW	EE, FR, CY	BE	IT, PT, UK NI	BG, IE, EL, PL, RO, SI, SE, UK SCT
Threat	CZ, DE, LV		FI	BE, ES, FR, HR, MT, AT, SK	DK, EE, CY, LT, UK EAW		IT, PT, UK NI	BG, IE, EL, PL, RO, SI, SE, UK SCT
Harassment	LV	CZ, DE	FI	BE, ES, FR, HR, MT, AT, UK NI	DK, EE, CY, LT, UK EAW	SK	IT, PT	BG, IE, EL, PL, RO, SI, SE, UK SCT
Stalking	CZ, DE, LV	FI		BE, ES, HR, IT, MT, AT, SK	DK, EE, FR, CY, LT, UK EAW		PT, UK NI	BG, IE, EL, PL, RO, SI, SE, UK SCT
Defamation and verbal insult	LV	CZ, DE, FI		BE, DK, ES, HR, MT, SK	EE, FR, CY, LT, AT, UK EAW		IT, PT, UK NI	BG, IE, EL, PL, RO, SI, SE, UK SCT
Isolation	CZ, LV	DE	FI	DK, ES, MT	EE, FR, HR, CY, LT, AT, UK EAW	BE, SK	IT, PT, UK NI	BG, IE, EL, PL, RO, SI, SE, UK SCT
Slander	LV	CZ, DE, FI		BE, DK, ES	EE, FR, HR, CY, LT, MT, AT, UK EAW	SK	IT, PT, UK NI	BG, IE, EL, PL, RO, SI, SE, UK SCT
Neglect	LV	CZ, DE, FI		BE, DK, ES, MT	EE, FR, HR, CY, LT, AT, UK EAW	SK	IT, PT, UK NI	BG, IE, EL, PL, RO, SI, SE, UK SCT
Humiliation	LV	CZ, DE, FI		BE, DK, ES	EE, FR, HR, CY, LT, MT, AT, UK EAW	SK	IT, PT, UK NI	BG, IE, EL, PL, RO, SI, SE, UK SCT
Mental abuse	LV	CZ, DE, FI		DK, ES	EE, FR, HR, CY, MT, AT, UK EAW	BE, SK	IT, LT, PT, UK NI	BG, IE, EL, PL, RO, SI, SE, UK SCT

Source: EIGE (2020).

## Indicator 6

Of the 12 jurisdictions with non-comparable data on sexual IPV victims, nine include 'rape' and nine include 'sexual assault' in the data submitted; these are the highest-ranking types of sexual IPV in terms of data availability. Offences included can vary between jurisdictions. Despite being considered comparable, data for Czechia, Germany,

France, Latvia, Lithuania, Slovenia and Finland represents an aggregate of relevant offences under the jurisdictions' criminal codes, which may not always be fully comparable for the indicator.

**Table 10** provides an overview of the types of sexual IPV included by the jurisdictions (**indicator 6**). 'Data for other type reported' includes sexual coercion.

**Table 10. Data availability in jurisdictions, by type of sexual IPV – indicator 6 (annual number of women (aged 18 and over) victims of sexual IPV committed by men (aged 18 and over), as recorded by police)**

Type of sexual IPV – indicator 6 (sexual IPV victims (f))	Jurisdictions with comparable data or proxy data for EIGE indicator 6				Jurisdictions with non-comparable data or proxy data for EIGE indicator 6, but with data available on some of the indicator components				No data
	Data/proxy reported/validated	Data/proxy not reported/validated	Data for other type reported	No information on data availability on sexual IPV type	Data/proxy reported/validated	Data/proxy not reported/validated	Data for other type reported	No information on data availability on sexual IPV type	
Rape	CZ, DE, FR, LV, LT, SI, FI				EE, ES, HR, AT, SK, UK EAW, UK NI, UK SCT	EL		BE, CY, MT, PT	BG, DK, IE, IT, PL, RO, SE
Sexual assault	DE, FR, LV, LT, SI	CZ	FI		BG, EE, EL, ES, HR, SK, UK EAW, UK NI, UK SCT		AT	BE, CY, MT, PT	DK, IE, IT, PL, RO, SE
Other injurious acts of a sexual nature	CZ, DE, LT, SI	LV		FR, FI	BG, ES, HR, AT, SK, UK SCT	EE		BE, EL, CY, MT, PT, UK EAW, UK NI	DK, IE, IT, PL, RO, SE
Sexual harassment	FR, SI	CZ, DE, LV, LT		FI	ES, HR, AT	BG, EE, SK, UK SCT		BE, EL, CY, MT, PT, UK EAW, UK NI	DK, IE, IT, PL, RO, SE
Marital rape	DE, FR, SI	CZ, LV, LT		FI	EE, ES, AT, SK	BG, HR, UK SCT		BE, EL, CY, MT, PT, UK EAW, UK NI	DK, IE, IT, PL, RO, SE

Source: EIGE (2020).

## Indicator 7

**There is very little data on economic IPV among the jurisdictions.** Economic violence within intimate relationships remains largely invisible. Despite widespread economic abuse, administrative data remains very limited. In most countries, criminal jurisdiction does not cover the types of conduct that underlie economic violence (e.g. financial control and withholding maintenance obligations to children). Furthermore, as mentioned above, in some countries economic offences relate to domestic violence <sup>(17)</sup>.

Some jurisdictions populated this indicator with data that represents an aggregate of relevant offences (Spain, Latvia, Slovakia, Austria and the United Kingdom (Northern Ireland)) <sup>(18)</sup>. In the United Kingdom (Scotland), data refers only to dishonesty, which includes housebreaking, theft by opening lockfast places, theft of motor vehicles, other theft, and fraud related to domestic violence, and in Finland data includes only extortion. Only Latvia has comparable data for indicator 7; the data represents an aggregate of relevant offences committed within an intimate partner relationship. **Table 11** provides an overview of the types of economic IPV included by each jurisdiction (indicator 7).

**Table 11. Data availability in jurisdictions, by type of economic IPV – indicator 7 (annual number of women (aged 18 and over) victims of economic IPV committed by men (aged 18 and over), as recorded by police)**

Type of economic IPV – indicator 7 (economic IPV victims (f))	Jurisdictions with comparable data or proxy data for EIGE indicator 7				Jurisdictions with non-comparable data or proxy data for EIGE indicator 7, but with data available on some of the indicator components				No data
	Data/proxy reported/validated	Data/proxy not reported/validated	Data for other type reported	No information on data availability on economic IPV type	Data/proxy reported/validated	Data/proxy not reported/validated	Data for other type reported	No info on data availability on economic IPV type	
Forced labour for domestic services		LV				ES, SK, FI UK SCT	DE, AT	BE, CZ, MT, PT, UK EAW, UK NI	BG, DK, EE, IE, EL, FR, HR, IT, CY, LT, PL, RO, SI, SE
Damage against personal property	LV				ES, SK, UK EAW, UK NI	DE, FI	CZ, AT, UK SCT	BE, MT, PT	BG, DK, EE, IE, EL, FR, HR, IT, CY, LT, PL, RO, SI, SE
Theft of personal property	LV				ES, SK, UK NI, FI	DE	CZ, AT, UK SCT	BE, MT, PT, UK EAW	BG, DK, EE, IE, EL, FR, HR, IT, CY, LT, PL, RO, SI, SE
Financial dependency		LV			ES, PT	DE, AT, SK, UK SCT		BE, CZ, MT, FI, UK EAW, UK NI	BG, DK, EE, IE, EL, FR, HR, IT, CY, LT, PL, RO, SI, SE

<sup>(17)</sup> Austria, Malta and two UK jurisdictions (UK EAW, UK NI).

<sup>(18)</sup> The offences aggregated to populate this indicator include avoiding maintenance, fraud and misappropriation (LV); fraud, embezzlement, theft and robbery (SK); slavery, human trafficking, damage to property, theft, introducing into prostitution, exploitation of prostitution and cross-border trade in prostitution (AT); damage against personal property, theft, financial control and non-payment of alimony (ES); or theft (including burglary) and criminal damage (UK-NI). Detailed information is available in the country metadata tab of EIGE's website ([https://eige.europa.eu/gender-statistics/dgs/indicator/genvio\\_int\\_adm\\_ipv\\_ipv\\_indic\\_7/metadata](https://eige.europa.eu/gender-statistics/dgs/indicator/genvio_int_adm_ipv_ipv_indic_7/metadata)).

Type of economic IPV – indicator 7 (economic IPV victims (f))	Jurisdictions with comparable data or proxy data for EIGE indicator 7				Jurisdictions with non-comparable data or proxy data for EIGE indicator 7, but with data available on some of the indicator components				No data
	Data/proxy reported/validated	Data/proxy not reported/validated	Data for other type reported	No information on data availability on economic IPV type	Data/proxy reported/validated	Data/proxy not reported/validated	Data for other type reported	No info on data availability on economic IPV type	
Refusal to pay alimony		LV			ES	DE, AT, SK, UK, SCT	PT	BE, CZ, MT, FI, UK EAW, UK NI	BG, DK, EE, IE, EL, FR, HR, IT, CY, LT, PL, RO, SI, SE

Source: EIGE (2020).

## Indicator 2

Among the seven indicators on IPV for the police, indicator 2 on the annual number of reported offences related to IPV against women committed by men (aged 18 and over) performed the best, that is, it was populated by the highest number of jurisdictions. **The counting unit for indicator 2 is the number of reported offences, defined as incidents that are recorded by the police forces.** In a single offence or criminal event, each contravention of an article of criminal law may be counted separately. The analysis was conducted only for the seven jurisdictions (23 %) with comparable data.

The types of offences included vary between jurisdictions. For example, data from Spain, Latvia and Slovenia represents an aggregate of relevant offences, covering all forms of violence (physical, sexual, psychological, economic). Data from Croatia and Sweden also represents an

aggregate of relevant offences, but exclude economic violence. In addition, data from Croatia includes only criminal offences and exclude misdemeanours (which are covered under data in indicators 10 and 11).

Overall, 12 of the 14 (86 %) jurisdictions with non-comparable data on IPV number of reported offences include 'physical IPV' in the data submitted; this is the highest-ranking type of IPV in terms of data availability. Some of these jurisdictions<sup>(19)</sup> submitted data encompassing offences covering all four forms of violence, although the data was not comparable either because some relevant offences were excluded at the recording stage or because the data covered domestic violence rather than IPV.

**Table 12** provides an overview of the types of IPV offences included in each of the 30 jurisdictions included in the study for the EIGE indicator on the number of reported IPV offences (indicator 2).

<sup>(19)</sup> Austria, Slovakia, Finland and the United Kingdom (UK NI).

**Table 12. Data availability in jurisdictions, by type of IPV offence – indicator 2 (annual number of reported offences related to IPV against women committed by men (aged 18 and over))**

Type of IPV offence – indicator 2 (IPV offences (f))	Jurisdictions with comparable data or proxy data for EIGE indicator 2		Jurisdictions with non-comparable data or proxy data for EIGE indicator 2, but with data available on some of the indicator components			No data
	Data/proxy reported/validated	Data/proxy not reported/validated	Data/proxy reported or validated	Data/proxy not reported or validated	No information on data availability on IPV offence type	
Physical	CZ, ES, HR, LV, SI, SE, UK SCT		BE, BG, EE, EL, FR, CY, MT, AT, SK, FI, UK EAW, UK NI	PT	IT	DK, DE, IE, LT, PL, RO
Sexual	CZ, ES, HR, LV, SI, SE, UK SCT		BE, BG, EE, EL, FR, CY, AT, SK, FI, UK EAW, UK NI	MT, PT	IT	DK, DE, IE, LT, PL, RO
Psychological	CZ, ES, HR, LV, SI, SE	UK SCT	BE, BG, EE, FR, CY, MT, AT, SK, FI, UK EAW, UK NI	EL, PT	IT	DK, DE, IE, LT, PL, RO
Economic	ES, LV, SI, UK SCT	CZ, HR, SE	BE, BG, AT, SK, FI, UK EAW, UK NI	EE, EL, CY, MT, PT	FR, IT	DK, DE, IE, LT, PL, RO

Source: EIGE (2020).

## Indicator 9

Finally, the types of femicide offences included in the data submitted vary between jurisdictions. Irrespective of comparability for the indicator, **data on intentional homicide and murder is most frequently collected by the jurisdictions**. Overall, 16 of the 24 (67 %) jurisdictions that have available data for indicator 9 collect data on intentional homicide and murder. Most jurisdictions do not include attempted intentional homicide, with only six including it in the data collected <sup>(20)</sup>.

Of the jurisdictions with non-comparable data for **indicator 9**, 'intentional homicide', 'mur-

der', and 'manslaughter' are the most common offences included in the data submitted, at 6 out of 10 (60 %) jurisdictions each. The non-comparability of the data may also be due to the inclusion of all recorded homicide, not just intimate partner femicide <sup>(21)</sup>. In other jurisdictions, such as Estonia and Austria, the data covers homicide in a domestic setting. None of the data collected by the jurisdictions has a dedicated statistical or legal definition of femicide but, rather, covers intimate partner homicide in general.

**Table 13** provides an overview of offences included in femicide data by each jurisdiction (**indicator 9**).

<sup>(20)</sup> Austria, Bulgaria, Croatia, Latvia, Lithuania and Slovakia.

<sup>(21)</sup> In September 2019, EIGE launched an EU-wide project on improving the availability and comparability of data on gender-related killings of women and girls, with a view to developing a statistical framework for the measurement of femicide.

**Table 13. Data availability in jurisdictions, by type of intimate partner femicide offence – indicator 9 (annual number of women (aged 18 and over) victims of intimate partner femicide committed by men (aged 18 and over))**

Type of intimate partner femicide offence – indicator 9	Jurisdictions with comparable data or proxy data for EIGE indicator 9				Jurisdictions with non-comparable data or proxy data for EIGE indicator 9, but with data available on some of the indicator components				No data
	Data/proxy reported or validated	Data/proxy not reported or validated	Data for other type reported	No information on data availability on intimate partner femicide offences	Data/proxy reported or validated	Data/proxy not reported or validated	Data for other type reported	No information on data availability on intimate partner femicide offences	
Intentional homicide	CZ, DE, ES, FR, IT, LV, LT, MT, NL, SK	UK SCT	SI, SE	FI	BG, EL, HR, AT, UK EAW, UK NI		DK, PL	EE, CY	BE, IE, PT, RO
Attempted intentional homicide	LV, LT, SK	CZ, DE, ES, MT, NL, SE, UK SCT	SI	FR, IT, FI	BG, HR, AT	PL, UK NI		DK, EE, EL, CY, UK EAW	BE, IE, PT, RO
Manslaughter	CZ, DE, LV, SI, SK, FI	ES, LT, MT, NL	FR, UK SCT	IT, SE	BG, EL, AT, PL, UK EAW, UK NI	HR, CY	EE	DK	BE, IE, PT, RO
Assassination	CZ, ES, FR, LV, SK	LT, MT, NL, UK SCT	DE, SI	IT, FI, SE	BG, EE, EL	HR, CY, AT, PL		DK, UK EAW, UK NI	BE, IE, PT, RO
Murder	CZ, DE, ES, LV, LT, NL, SI, SK, FI, UK SCT	MT		FR, IT, SE	BG, EE, EL, AT, UK NI	HR, CY, PL		DK, UK EAW	BE, IE, PT, RO

Source: EIGE (2020).

### Justice indicators

The offence covered by the justice indicators is IPV, which is defined as ‘any act of physical, sexual, psychological or economic violence that occurs between former or current spouses or partners, whether or not the perpetrator shares or has shared the same residence with the victim’. Despite the fact that no breakdown by type of offence was required, in most of the jurisdictions with data available the offence covers domestic violence or all violence (regardless of the relationship between the victims and the perpetrator).

### Indicator 10

Disaggregation by protection orders applied for / granted and the type of court for the application/grant (criminal courts and civil/family courts) is often not available. Spain is the only country with comparable data for this indicator. This is because cases of IPV in Spain are exclusively the responsibility of the specialised courts on VAW. Jurisdictions with data available cover protection orders applied for in family and civil courts (France, Romania), only in criminal courts (Croatia), or in both types of court.

The offence covers domestic violence <sup>(22)</sup> or all violence <sup>(23)</sup>.

### Indicators 11, 12 and 13

Only five jurisdictions have comparable data for at least one the indicators (Spain, Lithuania, Slovakia, Sweden and the United Kingdom (Scotland)). Offences included can vary across jurisdictions, but largely the data collected does not adhere to EIGE's indicator because they relate to domestic violence <sup>(24)</sup> rather than IPV <sup>(25)</sup>.

### Concluding remarks on the component indicator: offences

Challenges remain with respect to the identification of the form of violence and the relevant offence categories, and the provision of data for different types of violence separately. Some ICCS codes are relevant to the different forms of IPV defined in the Istanbul Convention. In most jurisdictions, the different forms of IPV are not defined as specific offences and gathering data on specific forms of violence (physical, psychological, sexual or economic) may require selecting different offences from the criminal code.

The study found the following:

- Only five Member States <sup>(26)</sup> have comparable data for the number of victims of IPV, as an aggregate of offences that covers physical, psychological, sexual and economic IPV.
- Six Member States <sup>(27)</sup> have comparable data on physical IPV. The offences that were more often included were bodily harm and assault.

- The highest levels of data availability on psychological IPV are found for coercion, threat, harassment and stalking; four Member States have comparable data <sup>(28)</sup>.
- Seven Member States <sup>(29)</sup> have comparable data for sexual IPV, with rape and sexual assault being the most prevalent offences.
- Little data is available for economic IPV; the highest level of data availability is found for damage against personal property and theft, and only two jurisdictions include refusal to pay alimony and financial control as offences under this form of IPV.
- Intimate partner femicide is the most comparable form of IPV across the jurisdictions <sup>(30)</sup>, with 14 jurisdictions having comparable data, and intentional homicide, murder and manslaughter being the identified offences.
- For the justice indicators, disaggregated data is less available; only one jurisdiction collects data on protection orders applied for / granted for IPV. The 13 remaining jurisdictions with data available include protection orders granted by family/civil or criminal courts to family members. Seventeen jurisdictions (57 %) have data available to populate at least one of the indicators on the number of perpetrators prosecuted, sentenced and held in prison for IPV; out of these, eight jurisdictions cover domestic violence offences (including all domestic relationships) (47 %). Nine jurisdictions either have a definition of IPV (Spain, Sweden) or collect data on domestic violence within a couple / intimate partner relationship.

<sup>(22)</sup> Bulgaria, Ireland, France, Croatia, Romania, Slovenia, Finland, the United Kingdom (UK EAW, UK NI, UK SCT).

<sup>(23)</sup> Estonia, Italy and Lithuania.

<sup>(24)</sup> Greece, Croatia, Italy, Austria, Portugal, Slovenia and the United Kingdom (UK EAW, UK NI)

<sup>(25)</sup> These Member States collect data on domestic violence offences within the intimate relationship: Belgium; Czechia, which excludes economic violence from the definition; Estonia, where the definition is almost limited to physical violence – damage to the health of another person and physical abuse that causes pain committed in a close relationship or relationship of subordination; and France, where the term is defined as *violence conjugales*.

<sup>(26)</sup> Czechia, Germany, Latvia, Lithuania and Slovenia.

<sup>(27)</sup> Czechia, France, Latvia, Lithuania and Finland.

<sup>(28)</sup> Czechia, Germany, Latvia and Finland.

<sup>(29)</sup> Czechia, Germany, France, Latvia, Lithuania, Slovenia and Finland.

<sup>(30)</sup> Czechia, Germany, Spain, France, Italy, Latvia, Lithuania, Malta, Netherlands, Slovenia, Slovakia, Finland, Sweden and the United Kingdom (UK SCT).

### 3.2.2. Counting units

The counting units used to record and count crime and criminal justice processes are a key factor affecting the interpretation and comparability of administrative data on crime. The counting units (units of measurement) used by the police and justice sectors across the jurisdictions include ‘victims’, ‘suspects’, ‘offenders’, ‘persons prosecuted’, ‘persons convicted’, and ‘offences’ or ‘cases’. These cannot be used interchangeably, as they count different aspects of a crime. Units of measurement vary between jurisdictions and between the different institutions of the criminal justice sector.

Without a consolidated international standard on counting units, differences between jurisdictions complicate cross-national comparisons. Typically, each criminal justice institution uses counting units based on its own operational requirements. Police may use ‘charges’, ‘investigations’, ‘offences’, ‘suspects’, ‘victims’ and ‘incidents’, whereas courts may use ‘cases’, ‘convictions’ and ‘sentences’. Linking data across institutions would require the use of the same counting units (e.g. ‘persons suspected’ and ‘persons convicted’).

Measurement of VAW requires the identification of the relevant counting units, which involves the event, victim or perpetrator. Traditionally, there is an assumption of one perpetrator and one victim for each event, but in practice this is not easily recorded. In cases of IPV, there are often multiple events involving one perpetrator and one victim. Although it is important to ensure that measurement uses three units – events, victims and perpetrators – not many EU jurisdictions collect data on all three.

EIGE has developed three indicators (indicators 1–3), each of which uses one of the three different units of measurement to capture all dimensions of VAW: number of IPV victims (indicator 1), IPV reported offences (indicator 2) and IPV male perpetrators (indicator 3). All other indicators proposed by EIGE for the police sector use ‘number of victims’ as the unit of measurement.

#### *Police indicators*

Based on the assessment criteria developed for this report, the counting units are considered a priority indicator component for all nine indicators for the police sector.

**Nineteen jurisdictions provide data for indicator 1 (female victims of IPV)<sup>(31)</sup>, but only 12 use the counting unit ‘victim’,** with the remainder using other counting units, including offences<sup>(32)</sup>, cases<sup>(33)</sup>, protection orders<sup>(34)</sup> and Blue Card procedures<sup>(35)</sup>. For the number of female rape victims (indicator 8), 12 Member States are able to provide victim data<sup>(36)</sup>, and for the number of intimate partner femicide victims (indicator 9) 18 jurisdictions are able to provide victim data<sup>(37)</sup>. **Overall, more jurisdictions apply the offence as the counting unit, rather than the victim.**

Data availability on the counting unit used in the ‘victim’ indicators varies significantly, with the number of jurisdictions that are able to provide data ranging from 5 to 18.

**Indicator 9** (number of intimate partner femicide victims) has the highest level of data availability on the correct counting unit among the indicators that have ‘victim’ as their counting unit, with 18 out of 24 jurisdictions (75 %) having available data for this indicator. Four of those

<sup>(31)</sup> Bulgaria, Czechia, Germany, Estonia, Greece, France, Croatia, Cyprus, Latvia, Lithuania, Malta, Austria, Poland, Romania, Slovenia, Finland and the United Kingdom (UK EAW, UK NI, UK SCT).

<sup>(32)</sup> Croatia and the United Kingdom (UK EAW, UK NI, UK SCT).

<sup>(33)</sup> Malta.

<sup>(34)</sup> Bulgaria.

<sup>(35)</sup> Poland: the Blue Card procedure outlines a set of measures to deal with complaints of domestic violence, including remedial responses and cooperation with non-police entities.

<sup>(36)</sup> Czechia, Germany, Estonia, Greece, France, Italy, Latvia, Lithuania, Austria, Slovenia, Slovakia and Finland.

<sup>(37)</sup> Czechia, Germany, Estonia, Greece, Spain, France, Italy, Latvia, Lithuania, Malta, the Netherlands, Austria, Poland, Slovenia, Slovakia, Finland, Sweden and the United Kingdom (UK SCT).



jurisdictions do not have comparable data for indicator 9, chiefly because the data relates to the number of female victims of all recorded homicides or of homicide in domestic settings.

**Indicator 7** (number of female victims of economic IPV) has the lowest level of data availability on the counting unit among the 'victim' indicators, with only 5 jurisdictions using 'victim' as the counting unit <sup>(38)</sup> out of the 13 jurisdictions with available data for this indicator (38 %).

For **indicators 4, 5 and 6** (number of female victims of physical, psychological and sexual IPV), the same jurisdictions <sup>(39)</sup> have available data on the counting unit 'victims' out of the jurisdictions with available data for these indicators (18 for indicators 4 and 5 and 20 for indicator 6).

**Table 14** provides an overview of the availability and comparability of indicators for the police sector according to the counting units proposed by EIGE.

**Table 14. Data availability of the indicator component 'counting unit', by indicator, with victim as the statistical unit, and by jurisdiction**

Indicators for the police sector with 'victim' as the statistical unit		Jurisdictions with comparable data or proxy data for EIGE indicators		Jurisdictions with non-comparable data or proxy data for EIGE indicators, but with data available on some of the indicator components			No data
		Victim	Other	Victim	Offences	Other	
1	IPV victims (f)	CZ, DE, LV, LT, SI		EE, EL, FR, CY, AT, RO, FI	HR, UK EAW, UK NI, UK SCT	BG (protection orders), MT (cases), PL (Blue Card procedures)	BE, DK, IE, ES, IT, PT, SK, SE
4	Physical IPV victims (f)	CZ, DE, LV, LT, FI, FR		CY, AT	BE, ES, HR, SE, UK EAW, UK NI, UK SCT	BG (cases), MT (cases), PT	DK, EE, IE, EL, IT, PL, RO, SI, SK
5	Psychological IPV victims (f)	CZ, DE, LV, FI		EE, FR, CY, LT, AT	BE, ES, HR, IT, UK EAW, UK NI	MT (cases), PT, SK (relationship in which an offence occurs)	BG, DK, IE, EL, PL, RO, SI, SE, UK SCT
6	Sexual IPV victims (f)	CZ, DE, FR, LV, LT, FI, SI		CY, AT, EE	BE, EL, ES, HR, MT, UK EAW, UK NI, UK SCT	PT, SK (relationship in which an offence occurs)	BG, DK, IE, IT, PL, RO, SE
7	Economic IPV victims (f)	LV		CZ, DE, AT, FI	BE, ES, MT, UK EAW, UK NI, UK SCT	PT, SK (relationship in which an offence occurs)	BG, DK, EE, IE, EL, FR, HR, IT, CY, LT, PL, RO, SI, SE
8	Rape victims (f)	CZ, DE, EE, EL, FR, LV, LT, AT, SI, SK, FI		IT	DK, IE, ES, HR, PL, PT, SE, UK EAW, UK NI, UK SCT	BG (solved cases), CY (cases), MT (cases)	BE, RO
9	Femicide victims (f)	CZ, DE, ES, FR, IT, LV, LT, MT, NL, SI, SK, FI, SE, UK SCT		EE, EL, AT, PL	BG, DK, HR, UK EAW, UK NI	CY (cases)	BE, IE, PT, RO

Source: EIGE (2020).

<sup>(38)</sup> Czechia, Germany, Latvia, Austria and Finland.

<sup>(39)</sup> Czechia, Germany, France, Cyprus, Latvia, Lithuania, Austria, Finland for indicator 4, plus Estonia for indicator 5 and 6 and Slovenia for indicator 6.

## Indicator 2

Of the 21 jurisdictions with data available on the numbers of IPV reported offences (indicator 2), 17 jurisdictions (81 %) reported 'offence' as the (correct) counting unit for the indicator. Of the 14 jurisdictions with non-comparable data for EIGE indicator 2, 9<sup>(40)</sup> use the correct counting unit. A lack of comparability is related

to the scope of the relationship between victim and perpetrator. In most of the jurisdictions, the offence is not IPV but domestic violence.

Table 15 provides an overview of the availability and comparability of data on IPV offences, by counting unit 'offence' (indicator 2). The 'Other' statistical unit does not apply to jurisdictions with comparable data or proxy data for this indicator.

**Table 15. Data availability of the indicator component 'counting unit' for indicator 2 (offence as the statistical unit), by jurisdiction**

Indicator		Jurisdictions with comparable data or proxy data for indicator 2		Jurisdictions with non-comparable data or proxy data for EIGE indicator 2, but with data available on some of the indicator components			No data
		Victim	Offences	Victim	Offences	Other	
2	IPV reported offences (f)		CZ, ES, HR, LV, SI, SE, UK SCT	FR	BE, EE, EL, IT, CY, AT, FI, SK, UK EAW, UK NI	BG, MT, PT	DK, DE, IE, LT, PL, RO

NB: Country notes:

- BG – protection orders.
- EE – only as a percentage of domestic violence offences with information on the victim–perpetrator relationship.
- MT – cases.
- PT – number of reported occurrences, although data is available not in absolute numbers but as proportions, as of 2018.
- Data not yet available for Luxembourg, Hungary and the Netherlands.

Source: EIGE (2020).

## Indicator 3

Table 16 provides an overview of the availability and comparability of data on male perpetrators of IPV, by counting unit (indicator 3). Of the 15 jurisdictions with available data on the

number of male IPV perpetrators, 9 (60 %) use 'perpetrator' as the (correct) counting unit for the indicator. 'Suspect' and 'Other' as statistical units do not apply to any of the jurisdictions with comparable data or proxy data for this indicator.

**Table 16. Data availability of the indicator component 'counting unit' for indicator 3 (perpetrator as the statistical unit), by jurisdiction**

Indicator		Jurisdictions with comparable data or proxy data for indicator 3	Jurisdictions with non-comparable data or proxy data for EIGE indicator 3, but with data available on some of the indicator components			No data
		Perpetrator	Suspect	Perpetrator	Other	
3	IPV perpetrators (m)	BE, CZ, SI, FI, SE	DE, PL	EE, PT, CY, UK NI	EL, ES, HR, UK SCT	BG, DK, IE, FR, IT, LV, LT, MT, AT, RO, SK, UK EAW

Source: EIGE (2020).

<sup>(40)</sup> Belgium, Estonia, Greece, Italy, Cyprus, Austria, Finland and the United Kingdom (UK EAW, UK NI).

## Justice indicators

Of the indicators for the justice sector, data on the number of IPV protection orders (indicator 10) has the highest level of data availability on the correct counting unit, with 9 out of 14 jurisdictions (64 %) having data available for the indicator. Eight of those nine, however, do not have comparable data for indicator 10.

Disaggregation by protection orders applied for / granted and the type of court for the application/grant (criminal courts and civil/family courts) is often not available. For instance, data from France includes only protection orders applied for in family courts. Bulgaria and Slovenia data covers only the number of protection order applications, with no information on the type of court involved. Romania data covers only protection orders granted by civil/family courts, and the total number of protection order applications.

## Indicator 11

**The indicators on male perpetrators prosecuted (indicator 11) and held in prison for IPV (indicator 13) have the lowest levels of data availability on the counting unit among the indicators for the justice sector**, each with only six jurisdictions with the correct counting unit for the indicator. Three jurisdictions <sup>(41)</sup> that do not have comparable data for indicator 11 have available data on prosecuted persons – the correct counting unit for the indicator – but cover domestic violence. A lack of comparability between jurisdictions' data on male perpetrators sentenced (indicator 12) is due to the use of the number of convictions <sup>(42)</sup>, the number of cases <sup>(43)</sup> and the number of inquiries resulting in an indictment <sup>(44)</sup> as a unit of analysis, instead of male perpetrators.

**Table 17** provides an overview of the availability and comparability of data on all indicators for the justice sector, based on the counting unit.

**Table 17. Data availability of the indicator component 'counting unit' for indicators for the justice sector, by jurisdiction**

Indicator	Jurisdictions with comparable data or proxy data for indicators for justice sector		Jurisdictions with non-comparable data or proxy data for EIGE indicators for justice sector, but with data available on some of the indicator components		
	Protection orders applied for and granted	Other	Protection orders applied for and granted	Other	
10 IPV protection orders	ES		BG, EE, IE, FR, HR, RO, FI, UK NI	IT, LT, SI, UK EAW, UK SCT	BE, CZ, DK, DE, EL, CY, LV, MT, AT, PL, PT, SK, SE
					No data
11 IPV prosecuted (m)	LT, SE, UK SCT		CZ, IT, SI	BE, EL, ES, FR, HR, AT, PT, SK, UK EAW, UK NI	BG, DK, DE, EE, IE, CY, LV, MT, PL, RO, FI
					No data
12 IPV sentenced (m)	ES, LT, SK, UK SCT		EE, IT, SI	CZ, FR, HR, AT, PT, UK EAW, UK NI	BE, BG, DK, DE, IE, EL, CY, LV, MT, PL, RO, FI, SE
					No data

<sup>(41)</sup> Czechia, Italy and Slovenia.

<sup>(42)</sup> France, Austria and the United Kingdom (UK EAW).

<sup>(43)</sup> Czechia and the United Kingdom (UK NI).

<sup>(44)</sup> Portugal.

Indicator	Jurisdictions with comparable data or proxy data for indicators for justice sector		Jurisdictions with non-comparable data or proxy data for EIGE indicators for justice sector, but with data available on some of the indicator components		No data
	Held in prison	Other	Held in prison	Other	
13 IPV held in prison (m)	ES, LT, SK, UK SCT		EE, IT	HR, UK EAW, UK NI	BE, BG, CZ, DK, DE, IE, EL, FR, CY, LV, MT, AT, PL, PT, RO, SI, FI, SE

Source: EIGE (2020).

For indicator 10, the statistical unit is protection orders granted in Bulgaria; safety orders, barring orders, protection orders and interim barring orders in Ireland; first warnings and restraining orders in Italy; other court measures, such as separation from partner, in Lithuania; protection order applications in Slovenia; domestic violence remedies in the United Kingdom (England and Wales); and family procedures with exclusion orders in the United Kingdom (Scotland).

For indicator 11, the statistical unit is suspects in Belgium; suspects in Greece; men accused and sentenced in Spain; convictions in France; persons charged in Croatia; proceedings or reports in Austria; suspects in Portugal; persons appearing in front of the court in Slovakia; and cases in the United Kingdom (England and Wales, and Northern Ireland).

For indicator 12, the statistical unit is cases in Czechia; convictions in France; sentenced persons in Croatia; convictions in Austria; number of inquiries resulting in an indictment in Portugal; convictions in the United Kingdom (England and Wales); and cases in the United Kingdom (Northern Ireland).

For indicator 13, the statistical unit is unconditional prison sentences in Croatia; convictions after trial in the United Kingdom (England and Wales); and cases in the United Kingdom (Northern Ireland).

### Concluding remarks on the component indicator: counting units

**Data from the police sector are more often collected based on the offences rather than the victims.** The study found that:

- 17 jurisdictions out of 21 that were able to provide data on the number of reported offences related to IPV were using 'reported offences' as the unit of measurement;
- 12 jurisdictions were able to provide data on the number of women victims of IPV committed by men recorded by the police;
- data on the perpetrators is almost missing, as only nine jurisdictions were able to provide data on the number of male perpetrators of IPV.

As regards the indicators developed for the justice sector, two units of measurement applied: protection orders and perpetrators (men prosecuted, sentenced and held in prison for IPV related offences). **Only six and seven jurisdictions used the correct unit of measurement ('men prosecuted and held in prison', and 'men sentenced', respectively), whereas other jurisdictions used proxy data as the number of convictions, cases, etc.**

### 3.2.3. Sex of the victim

Accounting for the gender dimension of violence involves considering the sex of the victim a primary indicator component. It is important to note that, even if IPV or domestic violence is criminalised at national level and jurisdictions collect aggregated data on the total number of IPV or domestic violence offences, none of the data will be comparable for EIGE's definitions unless they are disaggregated by sex. Without information to distinguish males from females in each victim and perpetrator category, it is not possible to understand the changes in reporting offences of VAW perpetrated by men.

### Police indicators

**Overall, 25 jurisdictions collect data on the sex of the victim** for at least one indicator. The availability of data on this indicator component varies depending on the indicators. For indicators on female rape victims (indicator 8) and femicide victims (indicator 9), almost all jurisdictions with available data for the indicators have available data on the 'sex of the victim'. Of the 25 jurisdictions, 23 (92 %) have this data for indicator 8 <sup>(45)</sup>. For indicator 9, 22 out of 24 (91.6 %) jurisdictions have this data <sup>(46)</sup>. Regarding the IPV indicators, female victims of IPV (indicator 1) performed the best, with 16 jurisdictions out of 19 (84 %) recording the sex of the victim.

**Table 18** provides an overview of data availability and comparability for all indicators for the police sector, based on the sex of the victim.

**Table 18. Data availability of the indicator component 'sex of the victim' for indicators for the police sector, by jurisdiction**

Indicators for the police sector	Jurisdictions with comparable data or proxy data for EIGE indicators		Jurisdictions with non-comparable data or proxy data for EIGE indicators, but with data available on some of the indicator components		No data
	Disaggregation by victim's sex	No disaggregation by victim's sex / no information	Disaggregation by victim's sex	No disaggregation by victim's sex / no information	
1 IPV victims (f)	CZ, DE, LV, LT, SI		EE, EL, FR, HR, CY, MT, AT, PL, FI, UK NI, UK SCT	BG, RO, UK EAW	BE, DK, IE, ES, IT, PT, SK, SE
2 IPV reported offences (f)	CZ, ES, HR, LV, SE, SI, UK SCT		FR, IT, MT, AT, FI, SK, UK NI	BE, BG, EE, EL, CY, PT, UK EAW	DK, DE, IE, LT, PL, RO
3 IPV perpetrators (m)	CZ, SI, FI, SE	BE	ES, HR, PT, UK SCT	DE, EE, EL, CY, PL, UK NI	BG, DK, IE, FR, IT, LV, LT, MT, AT, RO, SK, UK EAW
4 Physical IPV victims (f)	CZ, DE, LV, LT, FI, FR		ES, HR, MT, AT, SE, PT, UK NI, UK SCT	BE, BG, CY, UK EAW	DK, EE, IE, EL, IT, PL, RO, SI, SK

<sup>(45)</sup> Bulgaria, Czechia, Denmark, Germany, Estonia, Greece, Spain, France, Croatia, Italy, Cyprus, Latvia, Lithuania, Malta, Austria, Poland, Portugal, Slovenia, Slovakia, Sweden and the United Kingdom (UK EAW, UK SCT).

<sup>(46)</sup> Czechia, Denmark, Germany, Estonia, Greece, Spain, France, Croatia, Italy, Latvia, Lithuania, Malta, the Netherlands, Austria, Poland, Slovenia, Slovakia, Finland, Sweden and the United Kingdom (UK EAW, UK NI, UK SCT).

Indicators for the police sector		Jurisdictions with comparable data or proxy data for EIGE indicators		Jurisdictions with non-comparable data or proxy data for EIGE indicators, but with data available on some of the indicator components		No data
		Disaggregation by victim's sex	No disaggregation by victim's sex / no information	Disaggregation by victim's sex	No disaggregation by victim's sex / no information	
5	Psychological IPV victims (f)	CZ, DE, LV, FI		EE, ES, FR, HR, IT, LT, MT, AT, PT, SK, UK NI	BE, CY, UK EAW	BG, DK, IE, EL, PL, RO, SI, SE, UK SCT
6	Sexual IPV victims (f)	CZ, DE, FR, LV, LT, FI	SI	EE, ES, HR, AT, SK, PT, UK SCT	BE, EL, CY, MT, UK EAW, UK NI	BG, DK, IE, IT, PL, RO, SE
7	Economic IPV victims (f)	LV		DE, ES, AT, SK, FI, PT, UK NI, UK SCT	BE, CZ, MT, UK EAW	BG, DK, EE, IE, EL, FR, HR, IT, CY, LT, PL, RO, SI, SE
8	Rape victims (f)	CZ, DE, EE, EL, FR, LV, LT, AT, SI, SK, FI		BG, DK, ES, HR, IT, CY, MT, PL, PT, SE, UK EAW, UK SCT	IE, UK NI	BE, RO
9	Femicide victims (f)	CZ, DE, ES, FR, IT, LV, LT, MT, NL, SI, SK, FI, SE, UK SCT		DK, EE, EL, HR, AT, PL, UK EAW, UK NI	BG, CY	BE, IE, PT, RO

NB: Country notes:

- MT indicators 1, 2, 4 and 5 start from 2016.
- PT indicator 2 – no information about the disaggregation of data by sex of the victim.
- SI indicator 6 – no information about the disaggregation of data by sex of the victim.
- UK EAW indicator 6 – no information about the disaggregation of data by sex of the victim.
- Data not yet available for LU and HU.
- Data not yet available for NL (except for indicator 9).

Source: EIGE (2020).

### Justice indicators

Among the indicators for the justice sector, there are very few jurisdictions with data available on the 'sex of the victim'. The 'sex of the victim' was thus considered a less important variable in the indicator comparability assessment. Only two jurisdictions have available data disaggregated

by the 'sex of the victim' for indicator 10<sup>(47)</sup>, and only two have this data for indicator 13<sup>(48)</sup>; three jurisdictions have this data for indicator 11<sup>(49)</sup>, and three have this data for indicator 12<sup>(50)</sup>.

**Table 19** provides an overview of data availability and comparability for all indicators for the justice sector, based on the sex of the victim.

<sup>(47)</sup> Estonia and Spain.

<sup>(48)</sup> Spain and Slovakia.

<sup>(49)</sup> Czechia, Spain and Sweden.

<sup>(50)</sup> Czechia, Spain and Slovakia.

**Table 19. Data availability of the indicator component 'sex of the victim' for indicators for the justice sector, by jurisdiction**

Indicators for the justice sector		Jurisdictions with comparable data or proxy data for EIGE indicators		Jurisdictions with non-comparable data or proxy data for EIGE indicators, but with data available on some of the indicator components		No data
		Disaggregation of data by victim's sex	No disaggregation of data by victim's sex / no information	Disaggregation of data by victim's sex	No disaggregation of data by victim's sex / no information	
10	IPV protection orders	ES		EE	BG, IE, FR, HR, IT, LT, RO, SI, FI, UK EAW, UK NI, UK SCT	BE, CZ, DK, DE, EL, CY, LV, MT, AT, PL, PT, SK, SE
11	IPV prosecuted (m)	SE	LT, UK SCT	CZ, ES	BE, EL, FR, HR, IT, AT, PT, SI, SK, UK EAW, UK NI	BG, DK, DE, EE, IE, CY, LV, MT, PL, RO, FI
12	IPV sentenced (m)	ES, SK	LT, UK SCT	CZ	EE, FR, HR, IT, AT, PT, SI, UK EAW, UK NI	BE, BG, DK, DE, IE, EL, CY, LV, MT, PL, RO, FI, SE
13	IPV held in prison (m)	ES, SK	LT, UK SCT		EE, HR, IT, UK EAW, UK NI	BE, BG, CZ, DK, DE, IE, EL, FR, CY, LV, MT, AT, PL, PT, RO, SI, FI, SE

NB: Country notes:

- FI indicator 10 – no information about the disaggregation of data by sex of victim.
- EE indicators 11 and 12 – no information about the disaggregation of data by sex of victim.
- HR indicator 12 – no information about the disaggregation of data by sex of victim.
- Data not yet available for LU, HU and NL.

Source: EIGE (2020).

### Concluding remarks on the component indicator: sex of the victim

Systematic collection of the sex of the victim for all indicators for the police and justice sectors is crucial if data is to be comparable, accurate and reliable. Disaggregating data by sex alone does not guarantee that concepts, definitions and methods used in data production reflect power relations and inequalities. Rather, it is also important to collect sex-disaggregated data in combination with the situational context and the victim–perpetrator relationship.

One of the most challenging aspects for the jurisdictions is the collection of data necessary for identifying IPV. Often breakdowns are either missing or recorded inconsistently. Although

some jurisdictions have data on the number of IPV victims, there is often an important element missing, such as the sex of the victim or cross references to the sex of the victim and the victim–perpetrator relationship.

In particular, we have seen how considering the sex of the victim a primary indicator component is a fundamental step if we are to account for the gender dimension of violence. None of the data will be comparable for EIGE's definitions unless the data is disaggregated by sex.

The study found the following:

- In total, 16 out of 19 jurisdictions with data available on the number of victims of IPV (84 %) collect data on the sex of the vic-

tim<sup>(51)</sup>, which vary when analysing the indicators on forms of IPV. Victims of economic violence (indicator 7) is the category with the lowest level of data availability. Out of 13 jurisdictions with data available on economic IPV, nine collect data on the sex of the victim (65 %) (52).

- In total, 25 and 24 jurisdictions have data available on rape (53) and intimate partner femicide (54), respectively, although two jurisdictions in each group do not include the sex of the victim.
- Among the indicators for the justice sector, only five jurisdictions have data available on the sex of the victim (55).

### 3.2.4. Victim–perpetrator relationship

The relationship between the victim and the perpetrator is a key aspect in accounting for the gender dimension of violence and has considerable policy implications for the development of prevention strategies. Its inclusion is thus essential when measuring IPV, as it differentiates a case of domestic violence perpetrated by a family member from a case of domestic violence perpetrated by an intimate partner.

The relationship between victim and perpetrator therefore covers either a broader definition (all domestic relationships) or a narrower definition. The latter is the case in France, where data refers only to current or previous intimate partners living in a common dwelling. Similarly, in Slovakia, data covers current partners who are

married or living together (although new categories have recently become available), and in Finland they cover (ex-) spouses and (ex-) partners living together or having lived together, or situations in which the victim and the perpetrator have a child together.

#### *Police indicators*

Based on the assessment criteria developed for this report, the victim–perpetrator relationship is considered a priority for all indicators for the police sector, except for the number of female victims of rape (indicator 8). Overall, 21 jurisdictions (56) are able to provide information on the relationship between the victim and the perpetrator for at least one of the eight indicators, whereas **14 jurisdictions do not record this information systematically or accurately enough when the incident is reported to the police.**

In relation to the IPV indicators for the police sector (indicators 1–7), **eight jurisdictions (27 %) broadly consider domestic relationships to include both intimate and family relationships, and do not distinguish between intimate partner and other family members** (57). Overall, the indicators for the police sector, with the exception of data on femicide victims (indicator 9), have less than 50 % availability of data on the indicator component ‘victim–perpetrator relationship’. Data on female victims of economic IPV (indicator 7) has the lowest level of data availability on the victim–perpetrator relationship for the police sector, with only 7 out of 30 jurisdictions (23 %) having available data.

(51) Only three jurisdictions with data available for indicator 1 (number of victims of IPV) do not collect data on the sex of the victim: Bulgaria, Romania and the United Kingdom (UK EAW).

(52) Germany, Spain, Latvia, Austria, Portugal, Slovakia, Finland and the United Kingdom (UK NI, UK SCT).

(53) Two jurisdictions have data available on victims of rape, although they are not disaggregated by the sex of the victim: Ireland and the United Kingdom (UK NI).

(54) Two jurisdictions have data available on victims of intimate partner femicide, although they are not disaggregated by the sex of the victim: Bulgaria and Cyprus.

(55) Czechia, Estonia Spain, Slovakia and Sweden.

(56) Belgium, Czechia Germany, Estonia, Spain, France, Croatia, Italy, Malta, the Netherlands, Latvia, Lithuania, Portugal, Romania, Slovenia, Slovakia, Finland, Sweden and the United Kingdom (UK EAW, UK NI, UK SCT); Czechia, Romania and Slovakia have a narrow definition of intimate partner.

(57) Bulgaria, Greece, Italy, Cyprus, Austria, Poland and the United Kingdom (England and Wales, and Northern Ireland except for the indicator on intimate partner femicide (indicator 9)).



**Table 20** provides an overview of data availability and comparability for the victim–perpetrator relationship for each jurisdiction.

Data may include underestimates, because a narrower definition has been considered comparable only if the other conditions are met (i.e. correct offence and counting unit). For example,

some jurisdictions' measurement of the victim–perpetrator relationship is restricted to partners currently living in a common dwelling or who are married or cohabiting (restricted intimate partner relationship). However, when the disaggregation of the victim–perpetrator relationship covers all domestic relationships (i.e. domestic violence), the data is considered non-comparable.

**Table 20. Data availability of the indicator component 'victim–perpetrator relationship' for indicators for the police sector, by jurisdiction**

Indicators for the police sector	Jurisdictions with comparable data or proxy data on EIGE indicators for the police sector				Jurisdictions with non-comparable data or proxy data on EIGE indicators for the police sector, but having data available on some of the indicator components				No data
	Intimate partner relationship	Restricted intimate partner relationship	All domestic relationships	All relationships	Intimate partner relationship	Restricted intimate partner relationship	All domestic relationships	All relationships	
1 IPV victims (f)	DE, LV, LT, SI	CZ			EE, FR, HR, MT, FI, UK SCT	RO	BG, EL, CY, AT, PL, UK EAW, UK NI		BE, DK, IE, ES, IT, PT, SK, SE
2 IPV reported offences (f)	ES, HR, LV, SI, SE*, UK SCT	CZ			BE, EE, FR, MT, PT, FI	SK	BG, EL, IT, CY, AT, UK EAW, UK NI		DK, DE, IE, LT, PL, RO
3 IPV perpetrators (m)	BE, SI, FI, SE	CZ			DE, EE, ES, HR, PT, UK SCT		CY, PL, UK NI	EL	BG, DK, IE, FR, IT, LV, LT, MT, AT, RO, SK, UK EAW
4 Physical IPV victims (f)	DE, LV, LT, FI, FR	CZ			BE, ES, HR, MT, PT, SE, UK SCT		CY, AT, UK EAW, UK NI	BG	DK, EE, IE, EL, IT, PL, RO, SI, SK
5 Psychological IPV victims (f)	DE, LV, FI	CZ			BE, EE, ES, FR, HR, LT, MT, PT	SK	AT, UK EAW, UK NI	IT, CY	BG, DK, IE, EL, PL, RO, SE, SI, UK SCT
6 Sexual IPV victims (f)	DE, FR, LV, LT, FI	CZ, SI			BE, EE, ES, HR, PT, UK SCT	SK	CY, MT, AT, UK EAW, UK NI	EL	BG, DK, IE, IT, PL, RO, SE

Indicators for the police sector		Jurisdictions with comparable data or proxy data on EIGE indicators for the police sector				Jurisdictions with non-comparable data or proxy data on EIGE indicators for the police sector, but having data available on some of the indicator components				No data
		Intimate partner relationship	Restricted intimate partner relationship	All domestic relationships	All relationships	Intimate partner relationship	Restricted intimate partner relationship	All domestic relationships	All relationships	
7	Economic IPV victims (f)	LV				BE, DE, ES, FI, PT, UK SCT	SK	MT, AT, UK EAW, UK NI	CZ	BG, DK, EE, IE, EL, FR, HR, IT, CY, LT, PL, RO, SI, SE
9	Femicide victims (f)	DE, ES, FR, IT, LV, LT, MT, NL, SI, FI, SE, UK SCT	CZ, SK			HR, UK EAW, UK NI		EE, EL, AT	BG, DK, CY, PL	BE, IE, PT, RO

NB: 'All domestic relationships' refers to any relative (e.g. brother); 'All relationships' refers to any relationship that can be established between the victim and the perpetrator (e.g. a work relationship, a neighbour, an acquaintance), including domestic relationships or intimate partner relationships.

Country notes:

- SE – available data or proxy data allows a distinction between the different types of intimate partner relationship between the victim and the perpetrator, but this distinction was limited to offences occurring indoors until 2017, with offences occurring outdoors added in 2018.
- SI – data does not explicitly include ex-partners.
- PT – Intimate partner relationship available since 2018.
- CZ – Intimate partner relationship restricted to partners living in a common dwelling.
- RO – Intimate partner relationship restricted to married or cohabitating couples.
- SK – Intimate partner relationship restricted to married or cohabitating couples.

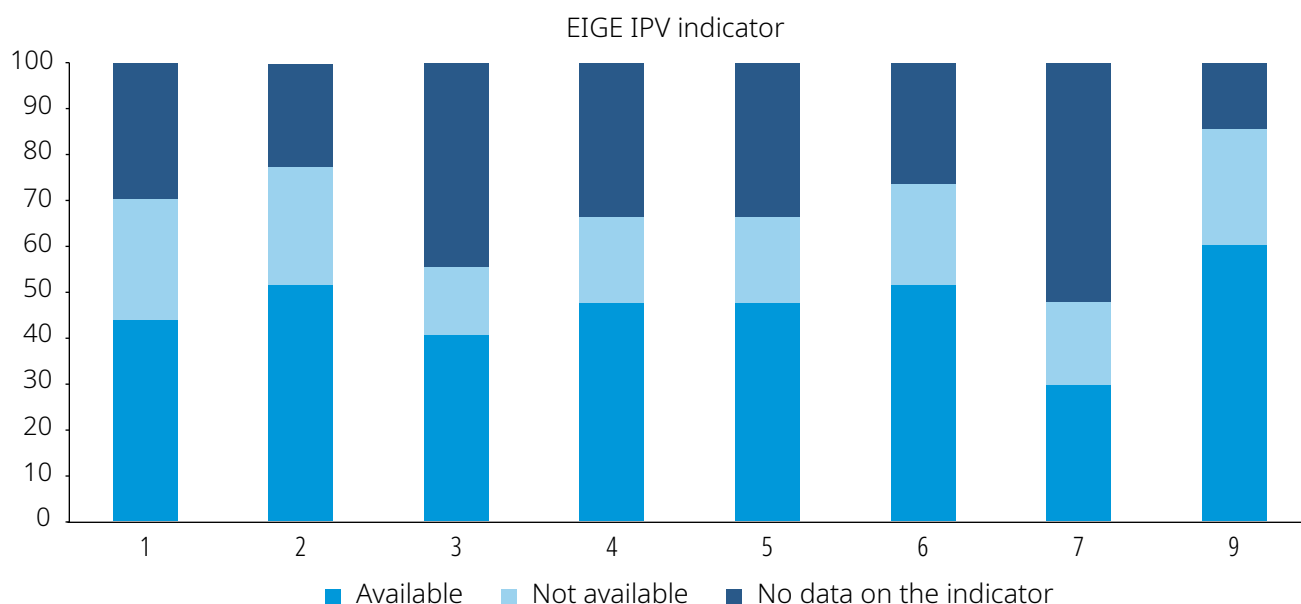
Source: EIGE (2020).

In **Figure 3**, '**available**' means data or proxy data that allows the identification of an intimate partner relationship between the victim and the perpetrator, including some restrictions or limitations, such as intimate partners living in a common dwelling or who are married, or cohabiting

couples, and those offences based on the location<sup>(58)</sup>; '**not available**' refers to the percentage of jurisdictions having data available on some of the indicator components but for this specific one (mainly jurisdictions that collect data on all domestic relationships); and 'no data' is the percentage of jurisdictions not able to populate the indicator because of a lack of data.

<sup>(58)</sup> Location here refers to the difference between offences committed 'Indoors' or 'Outdoors'. For the Swedish classification of crime offences until 2017, 'Indoors' crime locations were those places where the crime could not be affected by police monitoring or patrols (for example inside houses, workplaces, shops and restaurants). However, 'Outdoors' crime locations were those places that police could monitor and control through patrols (for example streets, parks and means of transport).

**Figure 3. Percentage distribution of data availability of 'victim-perpetrator relationship' among indicators for the police sector**



In terms of data availability, indicators 2 (IPV offences) and 9 (femicide victims) are the indicators with more data disaggregated by intimate partner relationship: 14 and 17 jurisdictions, respectively, out of 30 jurisdictions (47 % and 57 %). These two indicators also have a higher number of available data disaggregated by domestic relationships (including intimate partners): seven jurisdictions for both indicators (23 %). For indicators 4 and 5 (victims of physical and psychological IPV), 13 jurisdictions disaggregate data by intimate partner relationship (43 %) and five disaggregate data by domestic relationships (17 %).

If we are taking into account only jurisdictions that submitted data, this indicator component, together with the sex of the victim, performed the best. **On average 69 % of the data available is disaggregated by intimate partner relationship**, with indicators 4, 5 and 6 being the ones with more disaggregated data. Out of 18 jurisdictions with data available on the number of women victims of physical and psychological IPV, 13 have data disaggregated by intimate partner (72 %). Out of 20 jurisdictions with data on the number of women victims of sexual IPV, 14 have disaggregated data (70 %). The indicator with less available and comparable data is indicator 7 (number of women victims of economic violence) – only 8 jurisdictions out of 13

with data available have data disaggregated by intimate partners (62 %).

For the number of victims of intimate partner femicide (indicator 9), 71 % of jurisdictions with available data are able to accurately provide the victim-perpetrator relationship component. Only three jurisdictions for this indicator do not recognise an intimate partner relationship between the victim and the perpetrator as a separate category, but instead consider it a domestic relationship, which includes both intimate and family relationships. Four jurisdictions include all relationships (i.e. any relationship that can be established between the victim and the perpetrator, e.g. a work colleague, a neighbour and an acquaintance, including domestic relationships or intimate partner relationships).

### Justice indicators

Based on the assessment criteria developed for this report, the victim-perpetrator relationship is considered important for all indicators for the justice sector. **Overall, only five jurisdictions with comparable data are able to provide information on the relationship between the victim and perpetrator for at least one of the indicators for the justice sector.** Fourteen jurisdictions collect information on intimate part-

ner relationships but include other family members. Only Lithuania and Spain collect data on intimate partner relationships for all four indicators, despite having non-comparable data on the number of IPV protection orders (indicator 10) and the number of male perpetrators prosecuted for IPV (indicator 11), respectively. For the number of male perpetrators sentenced for IPV (indicator 12), Czechia, Estonia and France have available data on intimate partner relationships;

however, Czechia's data is limited to current intimate partner relationships only and excludes former partners, and is considered non-comparable because of not meeting other indicator component requirements, such as the counting unit.

**Table 21** provides an overview of data availability and comparability for the victim-perpetrator relationship for each justice indicator across the jurisdictions.

**Table 21. Data availability of the indicator component 'victim-perpetrator relationship' for indicators for the justice sector, by jurisdiction**

Indicators for the justice sector		Jurisdictions with comparable data or proxy data for EIGE indicators for the justice sector	Jurisdictions with non-comparable data or proxy data for EIGE indicators for the justice sector, but with data available on some of the indicator components					No data
		Intimate partner relationship	Intimate partner relationship	Restricted intimate partner relationship	All domestic relationships	All relationships	No information on the victim-perpetrator relationship	
10	IPV protection orders	ES	LT		BG, IE, FR, HR, RO, SI, FI, UK EAW, UK SCT	IT, UK NI	EE	BE, CZ, DK, DE, EL, CY, LV, MT, AT, PL, PT, SK, SE
11	IPV prosecuted (m)	LT, SE, UK SCT	BE, ES, FR, HR, SK	CZ	EL, IT, AT, PT, SI, UK EAW, UK NI			BG, DK, DE, EE, IE, CY, LV, MT, PL, RO, FI
12	IPV sentenced (m)	ES, LT, SK, UK SCT	FR	CZ, EE	HR, IT, AT, PT, SI, UK EAW, UK NI			BE, BG, DK, DE, IE, EL, CY, LV, MT, PL, RO, FI, SE
13	IPV held in prison (m)	ES, LT, SK, UK SCT		EE	HR, UK EAW, UK NI	IT		BE, BG, CZ, DK, DE, IE, EL, FR, CY, LV, MT, AT, PL, PT, RO, SI, FI, SE

NB: 'All domestic relationships' refers to any relative (e.g. brother); 'All relationships' refers to any relationship that can be established between the victim and the perpetrator (e.g. a work relationship, a neighbour, an acquaintance), including domestic relationships or intimate partner relationships.

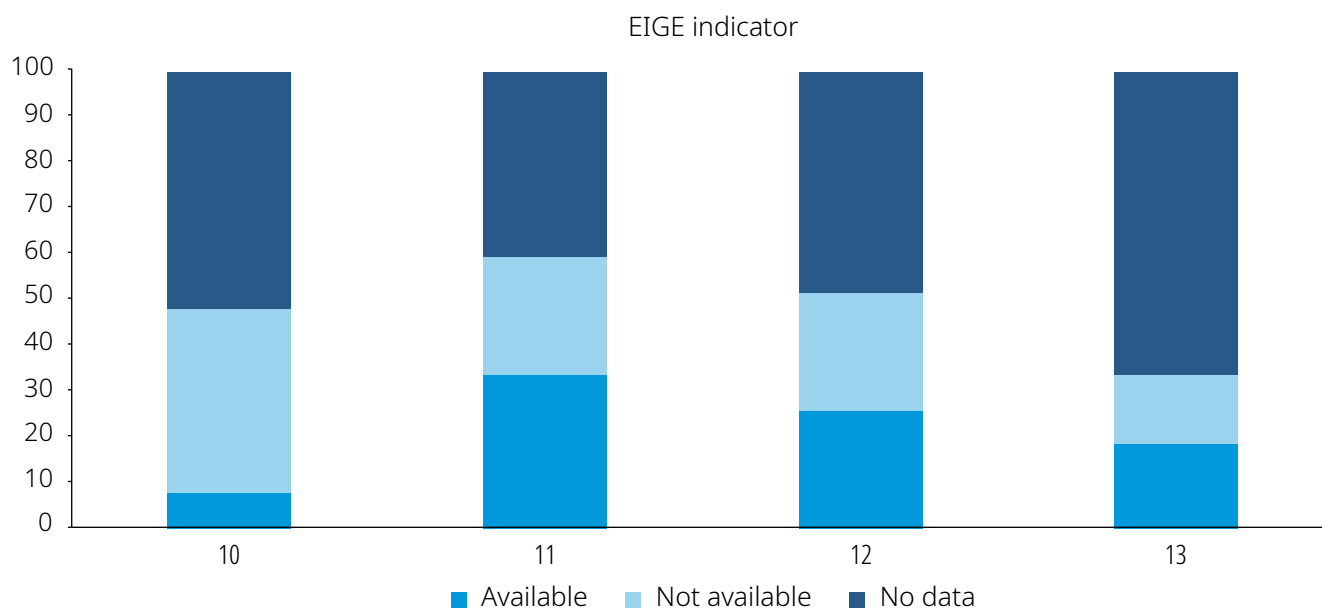
'Restricted intimate partner relationship', 'All domestic relationships', 'All relationships' and 'No information on the victim-perpetrator relationship' details do not apply to any of the jurisdictions with comparable data or proxy data for EIGE indicators for the justice sector.

Country notes:

- CZ – Intimate partner relationship restricted to current partners.
- EE – Intimate partner relationship restricted to a close relationship or a relationship of subordination.

Source: EIGE (2020).

**Figure 4. Percentage distribution of data availability of 'victim-perpetrator relationship' for indicators for the justice sector**



In Figure 4, 'available' means data or proxy data that allows the identification of the relationship between the victim and the perpetrator. The distinction between IPV and domestic violence among indicators for the justice sector is not available for most jurisdictions. Of EIGE's indicators for the justice sector, data on male perpetrators prosecuted for IPV (indicator 11) has the highest level of data availability on the victim-perpetrator relationship, with 9 of the 30 jurisdictions (30 %) reporting data that distinguishes between IPV and domestic violence. **For data on protection orders on IPV (indicator 10), only two jurisdictions have available data on intimate partner relationships – Spain and Lithuania.**

### Concluding remarks on the component indicator: victim-perpetrator relationship

We have seen how the inclusion of the relationship between the victim and the perpetrator is essential when measuring IPV and represents a key aspect in accounting for the gender dimension of violence.

The breakdown on the victim-perpetrator relationship requires the coexistence of several components, namely the precise victim-perpetrator relationship and the sex of both the victim and the perpetrator, with the possibility of cross-referencing. Often breakdowns are either missing or recorded inconsistently.

In several jurisdictions, the victim-perpetrator relationship covers both a broad definition (such as all relationships within the domestic sphere) and a narrow one (such as intimate relationships), leaving out former partners or partners living apart.

As mentioned above, certain countries do not record any data on the victim – or they do it unsystematically – but instead focus on the offences. The absence of data is far more severe in the justice sector, with most countries focusing on the proceedings and failing to record information on the individuals involved.

The study found that:

- overall, 8 jurisdictions out of 19 with data available for the IPV indicators for the police sector (42 %) broadly collect data on all domestic relationships <sup>(59)</sup>;
- in relation to the four indicators for the justice sector, 14 jurisdictions (47 %) collect statistical information on the victim–perpetrator relationship but include other family members;
- in total, 9 jurisdictions out of 16 with data available can provide data on intimate partners for indicator 11 (number of IPV prosecuted men) <sup>(60)</sup>;
- only Spain and Lithuania can provide data on intimate partner relationships for all four indicators, and they are the only two jurisdictions with data disaggregated by relationship for the number of IPV protection orders (indicator 10).

### 3.2.5. Further components

The age of the victim and the perpetrator are not considered a priority in the comparability assessment of indicators for the police and justice sectors at this stage. For indicators for the justice sector, the age of the victim is not applicable. The sex of the perpetrator is also considered less important among indicators for the justice sector.

#### *Police indicators*

Among the indicators for the police sector, the definition of ‘**adult victims**’ varies between jurisdictions, with most considering adulthood to be

age 18 years and over, and others having a lower or higher age threshold, depending on the law.

Overall, 12 jurisdictions <sup>(61)</sup> are able to provide information on the age of the victim for at least two of the seven indicators on IPV, with the number of IPV victims (indicator 1) and the number of physical IPV victims (indicator 4) being the indicators with more data available on this indicator component. **For rape victims (indicator 8), 17 jurisdictions out of 25 with data available (68 %) can provide data on the age of the victims**, whereas the seven remaining jurisdictions <sup>(62)</sup> collect data either on victims of rape of all ages or on rape cases, with no information on the sex and age of the victims. Age disaggregation also varies depending on the age of consent. Cyprus and the United Kingdom (UK EAW) include data on victims aged 16 years and over, whereas Slovakia includes data on victims aged at least 19 years. **As regards femicide victims, 15 jurisdictions of the 24 with data available (62.5 %) collect data on the age of the victims**, although age group disaggregation might differ, for example Denmark includes victims of 20 years and over.

Data on the perpetrators is even less available. Fifteen jurisdictions collect data on the sex of the perpetrator for the femicide indicator, nine (only 36 % of the jurisdictions with data available) collect data on the sex of the perpetrator for the number of victims of rape (indicator 8), and 10 gather data on the sex of perpetrator for at least two of the IPV indicators <sup>(63)</sup>.

**Table 22** presents an overview of the data availability and comparability for the indicators for the police sector across jurisdictions, by age of the victim, sex of the perpetrator and age of the perpetrator.

<sup>(59)</sup> Bulgaria, Greece, Italy, Cyprus, Austria, Poland and the United Kingdom (England and Wales, and Northern Ireland except for indicator 9 on intimate partner femicide).

<sup>(60)</sup> Belgium, Czechia, Spain, France, Croatia, Lithuania, Slovakia, Sweden and the United Kingdom (UK SCT).

<sup>(61)</sup> Czechia, Spain, France, Croatia, Latvia, Lithuania, Malta, Austria, Slovenia, Finland and the United Kingdom (UK NI, UK SCT).

<sup>(62)</sup> Bulgaria, Germany, Ireland, Greece, Poland, Portugal and the United Kingdom (UK NI, UK SCT).

<sup>(63)</sup> Czechia, Estonia, Spain, Croatia, Latvia, Lithuania, Malta, Slovenia, Finland and the United Kingdom (UK SCT).

**Table 22. Data availability of the indicator components 'age of the victim', 'sex of the perpetrator' and 'age of the perpetrator' for indicators for the police sector, by jurisdiction**

Indicator	Age of the victim	Sex of perpetrator	Age of perpetrator
1 IPV victims (f)	CZ, FR, HR, CY, LV, LT, MT, AT, SI, FI, UK NI, UK SCT	CZ, EE, HR, LV, LT, MT, SI, UK SCT	CZ, HR, LV, AT, SI, UK SCT
2 IPV reported offences (f)	ES, LV, MT, SI, FI, UK SCT	CZ, ES, HR, LV, SI, UK SCT	CZ, ES, HR, LV, AT, SI, UK SCT
3 IPV perpetrators (m)	Not applicable	BE, CZ, DE, EE, ES, HR, CY, PL, SI, FI, SE, UK SCT	No data
4 Physical IPV victims (f)	CZ, ES, FR, HR, LV, LT, MT, AT, FI, SE, UK NI, UK SCT	CZ, ES, HR, LV, LT, MT, FI, UK SCT	CZ, ES, HR, LV, AT, UK SCT
5 Psychological IPV victims (f)	CZ, ES, FR, HR, IT, LV, LT, MT, AT, FI, UK NI	CZ, EE, ES, HR, LV, LT, MT, FI	CZ, ES, HR, LV, AT
6 Sexual IPV victims (f)	CZ, EE, ES, FR, HR, LV, LT, AT, FI, UK SCT	CZ, EE, ES, HR, LV, LT, FI, UK SCT	CZ, EE, ES, HR, LV, AT, UK SCT
7 Economic IPV victims (f)	ES, LV, AT, FI, UK NI, UK SCT	ES, LV, FI, UK SCT	ES, LV, AT, UK SCT
8 Rape victims (f)	CZ, DK, EE, ES, FR, HR, IT, CY, LV, LT, MT, AT, SI, SK, FI, SE, UK EAW	BG, CZ, ES, HR, LV, LT, MT, SI, FI	CZ, ES, HR, LV, MT, AT, SI
9 Femicide victims (f)	CZ, DK, EE, ES, FR, HR, IT, LV, LT, AT, PL, SI, FI, SE, UK SCT	CZ, DK, EE, ES, FR, HR, IT, LV, LT, AT, PL, SI, FI, SE, UK SCT	CZ, ES, HR, IT, LV, AT, SI, FI, UK SCT

Source: EIGE (2020).

For the age of the victim, Malta data is available from 2016; the data for Cyprus and the United Kingdom (England and Wales) includes 16 years and over; Slovakia data includes 19 years and over; and Denmark data includes 20 years and over for indicator 9.

### Justice indicators

Spain, Croatia, Italy and the United Kingdom (Northern Ireland and Scotland) collect data

on the sex of the perpetrator for all applicable indicators for the justice sector. Only the United Kingdom (Northern Ireland and Scotland) collect data on the age of the perpetrator for all applicable indicators for the justice sector<sup>(64)</sup>. **Table 23** presents an overview of data availability and comparability for all jurisdictions' indicators for the justice sector, by age of the victim, sex of the perpetrator and age of the perpetrator.

<sup>(64)</sup> Age of the perpetrator in all jurisdictions is partly given by juvenile justice laws, that is, there are no cases of perpetrators below a certain age dealt with by regular courts.

**Table 23. Data availability of indicator components 'age of the victim', 'sex of the perpetrator' and 'age of the perpetrator' for indicators for the justice sector, by jurisdiction**

Indicator		Age of the victim	Sex of perpetrator	Age of perpetrator
10	IPV protection orders	N/A	N/A	N/A
11	IPV prosecuted (m)	N/A	BE, CZ, ES, FR, HR, IT, AT, SI, SE, UK EAW, UK NI, UK SCT	BE, CZ, ES, AT, SI, SE, UK NI, UK SCT
12	IPV sentenced (m)	N/A	CZ, EE, ES, FR, HR, IT, LT, AT, SI, SK, UK NI, UK SCT	IT, LT, AT, SI, SK, UK NI, UK SCT
13	IPV held in prison (m)	N/A	EE, ES, HR, IT, LT, SK, UK NI, UK SCT	ES, IT, LT, SK, UK NI, UK SCT

NB: For the age of the perpetrator, SE data includes 15 years and over. N/A, not applicable.

Source: EIGE (2020).



## 4. Overview of progress and remaining challenges

### 4.1. Overview of progress on populating EIGE's indicators for the police and justice sectors

Although the findings from the analysis of the comparability and availability of the indicators and indicator components show several limitations, progress has been achieved in some jurisdictions in line with EIGE's recommendations (EIGE, 2018a), remarkable is the progress made by Germany, Greece and Portugal, among others. Two concrete examples of progress are presented below: one from Italy, showing general institutional and legislative improvements, and one from Latvia, where action has been taken to populate specific EIGE indicators. This section also presents some examples of promising practices from Slovakia, Croatia and Spain. Although they are not encompassing, these examples exemplify the many activities and initiatives conducted at EU level in response to the need to address gender-based VAW (including femicide).

#### Progress towards EIGE's recommendations in Italy

The action plan against violence (2015–2017; 2017–2020) launched by the Department for Equal Opportunity (DEO) explicitly requested that the Ministry of the Interior measure GBV by integrating the victim–perpetrator relationship into its data system. In May 2017, the DEO signed an agreement with the Italian Statistical Office (ISTAT) to create an Integrated System against Violence against Women. This multi-source and multiagency system will integrate various registered data, similar to the indicators requested by EIGE <sup>(65)</sup>.

#### Progress towards EIGE's recommendations in Latvia

There is no one definition for IPV, but relevant offences under the Latvian Criminal Code have been aggregated to obtain the number of IPV offences. The number of victims can be traced by the number of cases filtered by age and relationship of the perpetrator to the victim. Physical violence has been defined according to ICCS categories and sections of the Criminal Law of the Republic of Latvia, although under the Criminal Law of the Republic of Latvia, Section 130.1, it is impossible to separate physical and psychological IPV. To capture the full range of physical violence criminal offences, murder and assault (Articles 116–128 and 130 of the Latvian Criminal Code) have been included for **indicator 4** on female victims of physical IPV, as recommended by EIGE. The data for this indicator also includes Article 130(1) (torture), Article 132 (threatening to commit murder and to inflict serious bodily injury), Article 135(4) (unauthorised abortion against the will of a pregnant woman), Article 136 (compelling commission of an abortion), Article 152 (illegal deprivation of liberty) and Article 167(2) (Administrative Violations Code). However, Article 131 (negligent body injury) has not been included in the data submitted for **indicator 4**.

Several articles of the Criminal Code have also been included for **indicator 5** on female victims of psychological IPV. Article 132 (threatening behaviour) and Article 132(1) (stalking) have been included, as recommended by EIGE. In addition, Article 130(1) (torture), Article 152 (illegal deprivation of liberty), Article 157 (defamation) and Article 164 (involvement of a per-

<sup>(65)</sup> The DEO asked ISTAT to sign agreements with the Ministry of the Interior, with the aim of measuring IPV and GBV, and to populate the system with files received by the ministry. The DEO also proposed to fund the system changes of the Ministry of the Interior, in order to collect data on the victim–perpetrator relationship, place of occurrence and weapon involved. The agreement between ISTAT and the Ministry of the Interior is under discussion.

son in prostitution and use of prostitution) are included for indicator 5. However, Article 130(1) and Article 152 are already included for indicator 4, and this may raise concerns about double counting, because the unit of measurement (the counting unit) is the number of victims and not the number of offences.

Similarly, Article 159 (rape) and Articles 160–162 (sexual assault) of the Criminal Code are included for indicator 6, as recommended by EIGE. The recommendation has been fully implemented.

Several Criminal Code articles have been included for **indicator 7** on female victims of economic IPV. Article 175 (theft), Article 176 (robbery, theft using violence or threatened vio-

lence), Article 177 (fraud), Article 179 (misappropriation), Article 180 (theft, fraud, misappropriation on a small scale), Article 183 (extortion) and Article 185 (intentional destruction and damage of property) have also been included, as recommended by EIGE. In addition, Article 143 (transgression of inviolability of the dwelling of a person), Article 152 (illegal deprivation of liberty) and Article 170 (avoiding of maintenance) have been included for **indicator 7**.

For **indicator 9** on female victims of intimate partner homicide, Articles 116–124 (murder, homicide through negligence and leading to suicide) of the Criminal Code have been included, except Article 119 (murder of a newborn child), as recommended by EIGE.

## Examples of promising practices in data collection on IPV

### Example 1. Electronic data warehouse of justice data in Slovakia

#### *What is it about?*

The Analytical Centre of the Ministry of Justice of the Slovak Republic supports the decision-making process of the justice sector through expertise and verified evidence, with the purpose of making more effective use of public resources. The centre switched from paper to an electronic format (app) for data collection. The data collection methodology has been revised, and the data has been de-duplicated and reharmonised. The centre also implemented logical and mathematical control mechanisms to reduce errors. Data on the outcome of each court proceeding is systematically recorded, except for the performance indicators of the judges. By creating a data warehouse and integrating validated data, the efficiency and accuracy of data processing for analytical purposes have substantially improved.

#### *What was done in terms of IPV?*

A combination of IPV offences against women was set up. The categories of relationship between the victim and the sentenced person, such as the spouse/partner, were further disaggregated into former spouse/partner living in the same household. The data on IPV can be filtered and extracted from the database based on any unit of measurement. The methodological guidelines on data collection were updated, and personnel were trained to mitigate the subjectivity of the data extraction from the court files.

#### *What were the outcomes?*

The data on men brought before the courts, men sentenced and men held in prison for IPV (EIGE indicators 11, 12 and 13 for the justice sector) can be easily extracted from the new electronic data collection system. In addition, a new website enabling the utilisation of more advanced methods of displaying graphs, dashboards or other data structures and documents was launched <sup>(66)</sup>.

*Source:* Analytical Centre of the Ministry of Justice of the Slovak Republic (2019).

<sup>(66)</sup> An example of the interactive dashboard can be found on the dedicated Facebook page (<https://www.facebook.com/2686436568249109/videos/488598151725455/>).

### Example 2. Establishment of an observatory for comprehensive monitoring, data collection, analysis and reporting of femicide cases – Femicide Watch – in Croatia

#### *What is it about?*

In October 2017, the Gender Equality Ombudsperson established an observatory for the comprehensive monitoring, collection, analysis and reporting of femicide cases – Femicide Watch – in order to determine incidence, causes and mechanisms for the prevention of killing of women in Croatia. In addition, the police now routinely provide the Gender Equality Ombudsperson with a brief description and analysis of each femicide case.

#### *What was done in terms of IPV?*

The police at national (General Police Directorate) and regional (police districts) levels analyse each femicide case in order to determine the causes of and motive for the murder. They also undertake risk assessments, including the quality and tactics of any earlier police actions. The General Police Directorate has been conducting a ‘Gender-Related Violence Femicide Watch’ research project since 2016.

A 131-item questionnaire was developed for research purposes, covering the pre-, peri- and post-offence phases of the crime. The questions refer to the following demographic indicators: age, gender and educational background; marital, work, residential and economic status of the victim and the perpetrator; time and place of the crime; previous violent behaviour of the perpetrator; planning and preparation of the crime; weapons and other means of perpetration; modus operandi; state of health and suicidal tendencies; addictions of the victim and the perpetrator; previous history of violence between the victim and the perpetrator; their connectedness and relationship; and motive, etc.

#### *What were the outcomes?*

This monitoring body collects detailed gender statistics on all femicide cases, and monitors and analyses individual cases and situations resulting in femicide. The data is used by the police to undertake risk assessments and to raise public awareness of the fight against IPV. This initiative identifies key omissions by the relevant authorities and enhances the legislative framework to prevent violence and protect victims.

*Source:* General Police Directorate, Croatian Ministry of the Interior (2019).

### Example 3. Government Office against Gender-based Violence in Spain

#### *What is it about?*

The Government Office against Gender-based Violence is based on Article 29 of Law 1/2004, of 28 December on Comprehensive Protection Measures on Gender-based Violence. The government office is the body responsible for formulating public policies to combat VAW, which will be developed by the government. It also coordinates and promotes the actions carried out in this area, in collaboration and close coordination with the competent administrations.

#### *What was done in terms of IPV?*

The objectives of the government office in combating IPV are achieved through the collection, analysis, synthesis and publication of data, either directly by the office itself or by organisations and public institutions. The main objective is to improve the knowledge of the phenomenon and monitor the implementation of the policies.

The data collected comprises:

- women and children fatal victims of GBV;
- the number of reports and protection orders issued due to GBV;
- police data from the integral monitoring system (VioGén System) for risk assessment of cases of GBV;
- the number of devices installed as part of the telematic media monitoring system of GBV-related measures and restraining orders;
- the number of users of the telephone service for the care and protection of GBV victims (ATENPRO);
- the number of calls to the GBV national helpline (016);
- financial aid for GBV victims;
- the number of contracts signed by GBV victims under Employment Aid;
- economic help for unemployed victims of GBV (Active Insertion Income (RAI)).

Data is analysed and published on a monthly basis on the Spanish government's website (<https://violenciagenero.igualdad.gob.es/violenciaEnCifras/home.htm>).

*What were the outcomes?*

Apart from improved awareness and accountability, the government office emphasises the enhancement of data collection of fatal victims, through questionnaires of victims of gender-based violence and other forms of violence, and an online tool that collects exhaustive information on this topic. Specific variables that are of particular interest in policy planning are as follows.

- **Sociodemographic variables of both the victim and the perpetrator.** Age, country of birth, nationality, province where femicide happened and minor children of the victim.
- **Claims and injunctions variables.** Did the victim file a complaint? Did the victim start a judicial process? Was a restraint order placed on the perpetrator?
- **Variables that relate to the victim and the perpetrator.** Type of relationship with the perpetrator and cohabitation with the perpetrator.

Source: Government Office against Gender-based Violence, Ministry of Equality (2020).

## 4.2. Technical, institutional, legislative and policy shortcomings

### 4.2.1. Institutional, legislative and policy shortcomings

Several institutional challenges hinder populating EIGE's indicators. These include non-availability of any data for indicators, and a lack of definitions for statistical purposes. A key challenge with producing data on IPV, rape or femicide according to legal definitions or penal

codes is that this data cannot always be used as an evidence base for policymaking. This is due to the lack of contextual information needed to develop targeted prevention policies, such as the sex of the victim, the victim-perpetrator relationship, and the specific IPV offence type.

Additional challenges are the non-availability versus non-reporting of data due to low data quality, data confidentiality, etc. For example, 2018 data from Portugal reports percentages rather than the actual numbers of victims because of the quality of the exact figures. Estonia similarly reports proportions rather

than absolute numbers. Issues with availability of data are a consequence of the missing supporting legal framework for measuring IPV as a specific offence. For example, only Spain and Sweden recognise IPV as a specific offence or concretely define the concept in national legislation<sup>(67)</sup>. Half of the jurisdictions covered in this report (15) classify IPV under domestic violence. In those cases in which a domestic violence law or act is not available, several jurisdictions consider the status of the victim's current partner/spouse or former partner/spouse a possible aggravating circumstance for a number of criminal offences.

The EU-27 and the United Kingdom all signed the Istanbul Convention, but only 21 Member States had ratified the treaty as of May 2021. Of these Member States, Ireland is the most recent to have ratified the convention, in March 2019, with entry into force in July 2019. Ratifying the Istanbul Convention means that a Member State is then legally bound to implement its provisions, including the collection of data on domestic violence and VAW with necessary disaggregation.

#### 4.2.2. Technical shortcomings in the production of data

##### *Technical shortcomings by indicator*

##### **Indicators for the police sector**

Among the indicators on the number of 'victims' (indicators 1, 4, 5, 6, 7, 8, 9) and the number of 'offences' (indicator 2), the main challenge in achieving comparable data is that most jurisdictions collect data on either victims or offences, but not both. This is particularly problematic for indicators 1 and 2. The identification of an intimate partner relationship between the victim and the perpetrator is another challenge, as many jurisdictions apply the broad definition of domestic violence instead of a specific IPV definition.

For indicators on specific types of IPV, comparability is hindered chiefly by the lack of standardised definitions of the types of offences included. The level of variability in the types of offences included is highest for data collected on psychological IPV (indicator 5) and economic IPV (indicator 7).

Indicator 7 on female victims of economic IPV has the lowest level of data availability among the indicators for the police sector. The definition of economic IPV is not clear for most jurisdictions, and very few collect data on it.

Indicator 8 on female victims of rape has the highest level of data availability, which may be because there is no requirement to collect information on the relationship between the victim and the perpetrator. However, the counting unit for the indicator remains an issue, with many jurisdictions collecting data on offences while others collect data on cases (Cyprus and Malta) or solved cases (Bulgaria). There are also variations in the definition of rape across jurisdictions.

Although femicide (indicator 9) has the second highest level of data availability among the indicators for the police sector, the definition varies significantly between jurisdictions. More specifically, the offences and types of relationships included are highly variable. Many jurisdictions collect data on domestic relationships, without disaggregating the data by intimate partner relationship. Bulgaria, Denmark, Cyprus and Poland include data on all types of relationships that can be established between the victim and the perpetrator, for example co-workers, neighbours and acquaintances.

Indicator 3 on the male perpetrators of IPV has the second lowest level of data availability (after indicator 7 on economic IPV) among the indicators for the police sector. Indicator 3 is affected by the limitations in respect of the counting unit (offences versus persons), the types of offences included, and the distinction between IPV and

<sup>(67)</sup> In the remaining Member States, IPV is penalised under a specific domestic violence offence (CZ, HR, IT, HU, PT, RO, SI, SK), falls under a special provision referring to domestic violence that does not put forward any specific offence (CY, LT, LU, MT, PL, UK EAW, UK NI) or is criminalised under several offences in the criminal code if domestic violence is not an offence in itself (EIGE, 2019a, p. 17).

domestic violence. The lack of data on the sex of the perpetrator aggravates the non-comparability of the indicator with EIGE definitions.

### Indicators for the justice sector

There is a significantly lower level of data availability among indicators for the justice sector than among those for the police sector. Although it could be argued that, at justice sector level, the information on the case (e.g. the type of offence) should have been available already, this is not the case in the EU context. Similar to indicators for the police sector, the type of offence included and the intimate partner relationship generally reflect whether or not the jurisdiction has a domestic violence law or act in place.

There are also more specific counting units collected by the jurisdictions that depend on the terminology and scope used in the respective jurisdiction<sup>(68)</sup>.

#### *Technical shortcomings by indicator component*

### Victim–perpetrator relationship

Across the jurisdictions, the challenge of compiling the full scope of incidents persists, including recording the type of relationship based on predefined categories, such as intimate partner relationship, cohabiting or non-cohabiting, and ex-/current relationships.

Some jurisdictions record the relationship status between the victim and the perpetrator in an open text format, such as Denmark and Lithuania. In others, such as Estonia and Latvia, although predefined categories are suitable, the recording is not mandatory or systematic.

Overall, there are differences between the intimate partner relationships recorded. At one end of the spectrum, jurisdictions collect data too broadly, namely data on all domestic rela-

tionships / all relationships<sup>(69)</sup>. At the opposite end of the spectrum, jurisdictions collect data too narrowly, for example limiting data collection to registered cohabitants or current partners<sup>(70)</sup>.

### Offence(s) included

The types of offence(s) that jurisdictions include for a specific indicator vary substantially. Very few jurisdictions have data available on economic IPV. Germany, Spain, Latvia, Austria, Slovakia and the United Kingdom (England and Wales, Northern Ireland, and Scotland) all provided some data on economic IPV, but the type of economic IPV included in the data was highly variable.

For each of the types of IPV (physical, sexual, psychological, economic), the definitions of the specific types of offences included vary, particularly for psychological and economic IPV. For jurisdictions that use domestic violence as a concept, it is not always clear which definition of the forms of domestic violence (intimate partner, intergenerational, etc.) is included.

The challenge of mapping the crime classifications/criminal codes persists across the jurisdictions, namely the identification of the form of violence and the relevant offence categories, and the provision of data for different types of violence separately.

### Counting units

The counting units used by the jurisdictions for EIGE indicators vary significantly, with some jurisdictions also including suspected persons, leading to higher figures being submitted. Many jurisdictions use either ‘victims’ or ‘offences’ in the data collection, but not both. Only a few jurisdictions, such as Czechia, Cyprus, Latvia and Finland, are able to provide the correct counting unit of ‘victims’ and ‘offences’. A couple of juris-

<sup>(68)</sup> For example, for indicator 10, Italy collects data on ‘first warnings and restraining orders’ instead of protection orders. For indicator 11, Belgium, Greece and Portugal collect data on ‘suspects’. France, Austria and the United Kingdom (UK EAW) collect data on ‘convictions’ for indicator 12. For indicator 13, Croatia collects data on ‘unconditional prison sentences’, whereas the United Kingdom (UK EAW) collects data on ‘convictions after trial’.

<sup>(69)</sup> Bulgaria, Greece, Italy, Cyprus, Austria, Poland and the United Kingdom (UK EAW, UK NI).

<sup>(70)</sup> Czechia, Romania and Slovakia.

dictions, for example Malta and Bulgaria, use 'cases' as counting units for some indicators.

Recording practices are similarly unclear: if one offence is recorded for each victim of a crime,

data for the counting unit 'offences' could be comparable. However, if a woman is victimised for the same offence type (and by the same perpetrator) multiple times in the same year, it is unclear whether or not the woman is counted only once.

## 5. Recommendations to improve data quality, availability and comparability for EIGE's indicators

The recommendations, and all subsequent analysis and proposals, are strictly limited to changes in statistical matters aimed at improving the data availability and comparability.

### Recommendation 1: Map relevant offences to each of the 13 EIGE indicators

When mapping offences from the national criminal codes and/or the ICCS to each of the EIGE indicators, only offences driven by intent should be included. When choosing the types of crimes to map, a distinction should be made between broad and narrow categories of IPV, with a preference for the latter. For example, economic IPV may include all types of intentional economic transactions that are harmful to the partner, such as buying and selling expensive goods, excessively squandering of assets, losing common assets through gambling, theft and offences against property<sup>(71)</sup>. This means that all of these crime types need an IPV tag. In a narrower sense, however, only a limited number of offences that are more commonly associated with economic violence against intimate partners, including refusal to pay alimony and labour exploitation, would be included.

### Recommendation 2: Adapt data recording systems to include specific breakdowns essential for identifying intimate partner violence

Harmonising the categorisation of IPV across the EU is an important step towards understanding its scale.

To ensure an accurate understanding of the different forms of gender inequalities and to make access to justice more gender responsive, information on the relationship between the victim and the perpetrator and on the sex of the victim and the perpetrator should be integrated into the recording of all crimes.

In general, it is recommended that specific standardised categories on the relationship between the victim and the perpetrator be established, including:

- intimate partner, meaning current or former spouse or intimate partner (cohabitating or non-cohabitating partner or boyfriend/girlfriend);
- family members, including blood relatives, relatives by marriage or adoption, and individuals living in the same household as the victim;
- other perpetrator known to the victim, including friend/acquaintance, colleague / business or work relationship, authority/care relationship (doctor / nurse / teacher / police / public official, clergy, etc.) and any other perpetrator known to the victim.

Data collection on IPV requires the adaptation of existing statistical systems rather than the adoption of specific national laws on protection against domestic violence and IPV.

<sup>(71)</sup> (Economic violence) 'Any act or behaviour which causes economic harm to the partner. Economic violence can take the form of, among others, property damage, restricting access to financial resources, education or the labour market, or not complying with economic responsibilities, such as alimony' (EIGE, 2017, p. 47).



### Recommendation 3: Standardise counting rules and counting units

In order to promote comparable data collection, standardised counting rules and counting units are crucial.

Full uniformity will not be possible for some time, as such changes will require significant transformation of the data collection methodologies of police forces and justice administrations. However, there is a need for further dialogue among Member States and relevant stakeholders (Eurostat, UNODC, etc.) to specify the preferred counting units and counting rules and agree on the desired minimum standards towards which Member States should work, which will also depend on the existing practices and capacities of national data collection systems.

It is recommended that counting units (units of measurement) be unified across data collection systems for the police, prosecution services, courts and prisons, both within and between jurisdictions. For a better understanding of IPV, police data on counting units should be collected at the earliest stage of the investigation (input statistics).

One important aspect is the treatment of multiple offences (whether to count all or only the most serious offences). Recording repeat offences as a single offence can be problematic, as it leads to a lack of data on repeated victimisation. However, many countries' recording systems may not be able to record all offences, as they apply the most serious offence rule.

Feasible counting rules should be based on existing practices and available data, as far as possible.

Without cross-country comparability, the value of the currently available data on IPV lies in monitoring patterns and trends in detected cases and criminal justice responses.

### Recommendation 4: Improve cooperation and data sharing between the police and justice sectors

The currently limited cooperation and integration between the police and justice institutions should be addressed.

The use of different recording systems and classifications and the lack of a common database creates a fragmented picture that masks crucial contextual information, such as repeat offenders (as a proportion of all perpetrators convicted of the same crime) and the attrition rate (rate at which the number of criminal cases decreases throughout the law enforcement process).

In criminal justice statistics, attrition and conviction rates are important benchmarks. According to the various legal requirements, data on IPV conviction rates should be central to data collection, which requires comparable categories, counting units and counting rules (EIGE, 2018a, p. 13) <sup>(72)</sup>.

Therefore, it is recommended that data from the police and justice sectors be combined to yield additional information on cases of IPV, such as attrition rates and the time frame of the law enforcement process.

### Recommendation 5: For data collection on indicator 9 (number of victims of intimate partner femicide), use a narrow definition of 'intimate partner femicide'

There is a lack of a standard agreed definition of femicide in the EU Member States and around the world. However, in the interests of data availability for this important indicator, data on intimate partner femicide should clearly refer to the ICCS definition of intentional homicide, with the additional conditions that the sex of the victim is female, the sex of the suspect is male and the relationship between victim and perpetrator is that of intimate partner. Data on femicide should exclude attempts. Information

<sup>(72)</sup> The Victims' rights directive requires the collection of information on cases investigated, persons prosecuted and persons sentenced; the Istanbul Convention requires the measurement of conviction rates of perpetrators of all forms of violence.

on attempts should be gathered separately and should be included in indicator 1 (annual number of women (aged 18 and over) victims of IPV committed by men (aged 18 and over),

as recorded by police) and indicator 4 (annual number of women (aged 18 and over) victims of physical IPV committed by men (aged 18 and over), as recorded by police).

## 6. Conclusions

The analysis of EIGE's indicators within the 30 jurisdictions (EU-27 and the United Kingdom) shows the high degree of variability in data availability and comparability for the 13 indicators.

The level of data availability and comparability for the indicators for the justice sector is much lower than for the police sector. Of the indicators for the police sector, indicator 8 (annual number of women (aged 18 and over) victims reporting rape committed by men (aged 18 and over)) has the highest level of data availability, although different counting units are used across the jurisdictions. Of the indicators for the justice sector, indicator 11 (annual number of men (aged 18 and over) prosecuted for IPV against women) has the highest level of data availability, although the majority of the data available is not comparable for the indicator.

Data for indicators related to IPV and femicide is being collected regardless of the lack of a uniform criminal law across the EU. Having specific laws or related laws, such as domestic violence laws, allows the jurisdictions to standardise the data collected according to their national criminal/penal laws. However, the IPV-related national criminal laws vary across the jurisdictions in the types of offences they encompass.

Generally, there is no systematic and standardised method of data collection across the jurisdictions, particularly when it comes to the types of offences included and the victim–perpetrator relationship. The counting unit ‘offences’ generally has a higher level of data availability than

‘persons’, whether as either victims or perpetrators. Although the data on the sex and age of the victim and the perpetrator seems more straightforward, the study shows that many jurisdictions do not systematically collect these data.

The analysis confirmed that, despite the landmark roles of the Victims’ Rights Directive and the Istanbul Convention in combating VAW, the data available is still far from complete and comparable, which undermines efforts to analyse the criminal trends and assess the effectiveness of measures in place.

This study is one of several EIGE initiatives to improve the current situation. It contributes to enhancing administrative data collection in Member States by analysing the state of play in populating indicators on IPV, identifying key data gaps and proposing recommendations to overcome them.

EIGE proposes a number of solutions to improve the quality and availability of comparable data on IPV across the EU. Considerable effort and progress has already been made by jurisdictions and all stakeholders involved in data collection. The challenges described in this report can be tackled, and the capacity of Member States to report their progress on combating GBV can be improved significantly. EIGE’s work in this area, together with the commitment of various actors, will further support Member States in adjusting their practices to further work towards achieving a comprehensive and uniform data collection system, in order to better inform policy planning and policy monitoring.

## References

Council of Europe (2011a), *Council of Europe Convention on preventing and combating violence against women and domestic violence*, Council of Europe Treaty Series, No 210, Istanbul, 11.V.2011 (<https://www.coe.int/en/web/conventions/full-list/-/conventions/rms/090000168008482e>).

Council of Europe (2011b), *Explanatory report to the Convention on preventing and combating violence against women and domestic violence*, Council of Europe Treaty Series, No 210, Istanbul, 11.V.2011 (<https://rm.coe.int/CoERMPublicCommonSearchServices/DisplayDCTMContent?-documentId=09000016800d383a>).

Council of Europe (2014), *Analytical study of the results of the 4th round of monitoring the implementation of Recommendation Rec (2002) 5 on the protection of women against violence in Council of Europe Member States*, Council of Europe, Strasbourg (<https://rm.coe.int/16805915e9>).

EIGE (n.d.a), 'Gender statistics database' ([https://eige.europa.eu/gender-statistics/dgs/browse/genvio/genvio\\_int/genvio\\_int\\_adm/genvio\\_int\\_adm\\_ipv](https://eige.europa.eu/gender-statistics/dgs/browse/genvio/genvio_int/genvio_int_adm/genvio_int_adm_ipv)).

EIGE (n.d.b), 'Legal definitions in the EU Member States' (<http://eige.europa.eu/gender-based-violence/regulatory-and-legal-framework/legal-definitions-in-the-eu>).

EIGE (2017), *Terminology and Indicators for Data Collection: Rape, femicide and intimate partner violence – Report*, Publications Office of the European Union, Luxembourg (<https://eige.europa.eu/publications/terminology-and-indicators-data-collection-rape-femicide-and-intimate-partner-violence-report>).

EIGE (2018a), *Recommendations for the EU to improve data collection on intimate partner violence*, Publications Office of the European Union, Luxembourg (<https://eige.europa.eu/publications/recommendations-eu-improve-data-collection-intimate-partner-violence>).

EIGE (2018b), *Indicators on intimate partner violence and rape for the police and justice sectors*, Publications Office of the European Union, Luxembourg (<https://eige.europa.eu/publications/indicators-intimate-partner-violence-and-rape-police-and-justice-sectors>).

EIGE (2019a), *Understanding Intimate Partner Violence in the EU: The role of data*, Publications Office of the European Union, Luxembourg (<https://eige.europa.eu/publications/understanding-intimate-partner-violence-eu-role-data>).

EIGE (2019b), *Police and justice sector data on intimate partner violence against women in the European Union*, Publications Office of the European Union, Luxembourg (<https://eige.europa.eu/publications/police-and-justice-sector-data-intimate-partner-violence-against-women-european-union>).

EIGE (2020), *Intimate Partner Violence Data Collection Methodology*, Publications Office of the European Union, Luxembourg (<https://eige.europa.eu/publications/intimate-partner-violence-data-collection-methodology>).

European Commission (2020), Communication from the Commission to the European Parliament, the Council, the European Economic and Social Committee and the Committee of the Regions – A Union of Equality: Gender equality strategy 2020–2025, COM(2020) 152 final (IMMC.COM %282020 %29152 %20final.ENG.xhtml.1\_EN\_ACT\_part1\_v11.docx (europa.eu)).

EU (2012), Directive 2012/29/EU of the European Parliament and the Council of 25 October 2012 establishing minimum standards on the rights, support and protection of victims of crime, and replacing Council Framework Decision 2001/220/JHA, OJ L 315, 14.11.2012, p. 57 (<https://eur-lex.europa.eu/legal-content/en/TXT/?uri=CELEX %3A32012L0029>).

FRA (2014), Violence against Women: an EU-wide survey. Main results. Publications Office of the European Union, Luxembourg ([https://fra.europa.eu/sites/default/files/fra\\_uploads/fra-2014-vaw-survey-main-results-apr14\\_en.pdf](https://fra.europa.eu/sites/default/files/fra_uploads/fra-2014-vaw-survey-main-results-apr14_en.pdf))

United Nations Economic and Social Council (2012), *Report of the National Institute of Statistics and Geography of Mexico and the United Nations Office on Drugs and Crime on a road map to improve the quality and availability of crime statistics at the national and international levels*, United Nations Economic and Social Council, New York (<https://unstats.un.org/unsd/statcom/doc13/2013-11-CrimeStats-E.pdf>).

UNODC (United Nations Office on Drugs and Crime) (2018), *Global Study on Homicide: Gen-*

*der-related killing of women and girls*, UNODC, Vienna ([https://www.unodc.org/documents/data-and-analysis/GSH2018/GSH18\\_Gender-related\\_killing\\_of\\_women\\_and\\_girls.pdf](https://www.unodc.org/documents/data-and-analysis/GSH2018/GSH18_Gender-related_killing_of_women_and_girls.pdf)).

US Department of State (2017), 'Slovenia 2017 human rights report', *Country Reports on Human Rights Practices for 2017*, US Department of State, Washington DC (<https://si.usembassy.gov/wp-content/uploads/sites/259/2017-HRR-for-Slovenia.pdf>).

Walby, S. and Olive, P. (2014), *Estimating the costs of gender-based violence in the European Union*, Publications Office of the European Union, Luxembourg (<https://eige.europa.eu/gender-based-violence/estimating-costs-in-european-union>).

# Annexes

## Annex 1. Data collected on intimate partner violence by the police and justice sectors

### A1.1. Overview of indicator availability and comparability: details at jurisdiction level

of the indicators for the police sector collected by EIGE, at the level of the 30 jurisdictions (the EU-27 and the United Kingdom).

Table A1 provides an overview of the state of play regarding the availability and comparability

**Table A1. Overview of availability and comparability of EIGE indicators for the police sector, by jurisdiction and by indicator**

Legend:									
Comparable	Data or proxy data on the indicator components deemed important is available.								
Not comparable	Data on some of the indicator components deemed important is not available.								
No data	There is no data at all or the data is not useful for populating the indicator because of a significant lack of detail, for example statistical unit and sex of the victim.								
Data not yet available	Data is not yet available.								
Jurisdiction	EIGE indicator								
	1	2	3	4	5	6	7	8	9
	IPV victims (f)	IPV reported offences (f)	IPV perpetrators (m)	Physical IPV victims (f)	Psychological IPV victims (f)	Sexual IPV victims (f)	Economic IPV victims (f)	Rape victims (f)	IPV femicide victims (f)
BE									
BG									
CZ									
DK									
DE									
EE									
IE									
EL									
ES									
FR									
HR									
IT									
CY									

Jurisdiction	EIGE indicator								
	1	2	3	4	5	6	7	8	9
	IPV victims (f)	IPV reported offences (f)	IPV perpetrators (m)	Physical IPV victims (f)	Psychological IPV victims (f)	Sexual IPV victims (f)	Economic IPV victims (f)	Rape victims (f)	IPV femicide victims (f)
LV									
LT									
LU (*)									
HU (*)									
MT									
NL (*)									
AT									
PL									
PT									
RO									
SI									
SK									
FI									
SE									
UK EAW									
UK NI									
UK SCT									

(\*) Data for the jurisdiction is not yet available.

## Belgium

**Indicator 2 – IPV reported offences (f).** No sex and age disaggregation for victims or perpetrators.

**Indicator 4 – physical IPV victims (f).** Statistical unit is number of offences; no sex or age disaggregation for victims or perpetrators.

**Indicator 5 – psychological IPV victims (f).** Statistical unit is number of offences; no sex or age disaggregation for victims or perpetrators.

**Indicator 6 – sexual IPV victims (f).** Statistical unit is number of offences; no sex or age disaggregation for victims or perpetrators.

**Indicator 7 – economic IPV victims (f).** Statistical unit is number of offences; no sex or age disaggregation for victims or perpetrators.

## Bulgaria

**Indicator 1 – IPV victims (f).** Statistical unit is number of protection orders; no sex or age disaggregation for victims or perpetrators; victim–perpetrator relationship includes all domestic relationships; data does not include specific IPV offences.

**Indicator 2 – IPV reported offences (f).** Statistical unit is number of protection orders; no sex or age disaggregation for victims or perpetrators; victim–perpetrator relationship includes all domestic relationships; data does not include specific IPV offences.

**Indicator 4 – physical IPV victims (f).** Statistical unit is number of cases; no sex or age disaggregation for victims or perpetrators; victim–perpetrator relationship includes all relationships; IPV offences include general bodily injury.

**Indicator 8 – rape victims (f).** Statistical unit is solved cases; no age disaggregation for victims or perpetrators.

**Indicator 9 – IPV femicide victims (f).** Statistical unit is offences; no sex or age disaggregation for victims or perpetrators.

tion for victims or perpetrators; victim–perpetrator relationship includes all relationships; IPV offences include all homicides.

## Czechia

**Indicator 7 – economic IPV victims (f).** No sex or age disaggregation for victims or perpetrators; victim–perpetrator relationship includes all relationships; IPV offences include all economic offences.

## Denmark

**Indicator 8 – rape victims (f).** Statistical unit is offences; no sex or age disaggregation for perpetrators.

**Indicator 9 – IPV femicide victims (f).** Statistical unit is offences; data includes all homicides; no sex or age disaggregation for perpetrators.

## Germany

**Indicator 3 – IPV perpetrators (m).** Statistical unit is suspects; no sex disaggregation for victims.

**Indicator 7 – economic IPV victims (f).** No age disaggregation for victims; IPV offences include only exploitation of prostitutes and forced prostitution; no sex or age disaggregation for perpetrators.

## Estonia

**Indicator 1 – IPV victims (f).** No age disaggregation for victims or perpetrators; statistical unit is victims, but only as a percentage of domestic violence offences with information on the victim–perpetrator relationship.

**Indicator 2 – IPV reported offences (f).** No sex and age disaggregation for victims or perpetrators; statistical unit is offence, but only as a percentage of domestic violence offences with information on the victim–perpetrator relationship.



**Indicator 3 – IPV perpetrators (m).** Statistical unit is perpetrators, but only as a percentage of domestic violence offences with information on the victim–perpetrator relationship; no sex disaggregation for victims.

**Indicator 5 – psychological IPV victims (f).** Statistical unit is victims, but only as a percentage of stalking and threats (separately for each offence); no age disaggregation for victims; IPV offence includes only stalking and threats separately (not aggregated); no age disaggregation for perpetrators.

**Indicator 6 – sexual IPV victims (f).** Statistical unit is number of offences; data includes rape only.

**Indicator 9 – IPV femicide victims (f).** Victim–perpetrator relationship includes all relationships; data includes homicide related to domestic violence; no sex or age disaggregation for perpetrators.

## Ireland

**Indicator 8 – rape victims (f).** No sex disaggregation for victims

## Greece

**Indicator 1 – IPV victims (f).** No age disaggregation for victims; victim–perpetrator relationship includes all domestic relationships; data does not include specific IPV offences; no sex or age disaggregation for perpetrators.

**Indicator 2 – IPV reported offences (f).** Statistical unit is number of protection orders; no sex or age disaggregation for victims or perpetrators; victim–perpetrator relationship includes all domestic relationships; data does not include specific IPV offences.

**Indicator 3 – IPV perpetrators (m).** Statistical unit is cases; no sex disaggregation for victims; victim–perpetrator relationship includes all domestic relationships; IPV offences include all physical and sexual offences.

**Indicator 6 – sexual IPV victims (f).** No sex or age disaggregation for victims or perpetrators; victim–perpetrator relationship includes all domestic relationships; data includes all sexual assaults.

**Indicator 9 – IPV femicide victims (f).** Victim–perpetrator relationship includes all relationships; no age disaggregation for victims; data includes all homicides; no sex or age disaggregation for perpetrators.

## Spain

**Indicator 1 – IPV victims (f).** Statistical unit is number of offences.

**Indicator 3 – IPV perpetrators (m).** Statistical unit is number of offences.

**Indicator 4 – physical IPV victims.** Statistical unit is number of offences.

**Indicator 5 – psychological IPV victims.** Statistical unit is number of offences.

**Indicator – 6 sexual IPV victims.** Statistical unit is number of offences.

**Indicator 7 – economic IPV victims.** Statistical unit is number of offences.

**Indicator 8 – rape victims (f).** Statistical unit is number of offences.

## France

**Indicator 1 – IPV victims (f).** IPV offences included do not consider economic violence; no sex or age disaggregation for perpetrators.

**Indicator 2 – IPV reported offences (f).** Statistical unit is victims; age of victim is not available; offences included do not consider economic violence; no sex or age disaggregation for perpetrators.

**Indicator 5 – psychological IPV victims (f).** IPV offences include threats and harassment only; no sex or age disaggregation for perpetrators.

## Croatia

**Indicator 1 – IPV victims (f).** Statistical unit is number of offences; IPV offences included do not consider economic violence.

**Indicator 3 – IPV perpetrators (m).** Statistical unit is number of offences.

**Indicator 4 – physical IPV victims.** Statistical unit is number of offences.

**Indicator 5 – psychological IPV victims.** Statistical unit is number of offences.

**Indicator – 6 sexual IPV victims.** Statistical unit is number of offences.

**Indicator 8 – rape victims (f).** Statistical unit is number of offences.

**Indicator 9 – IPV femicide victims (f).** Statistical unit is number of offences.

## Italy

**Indicator 2 – IPV reported offences (f).** Victim–perpetrator relationship includes all domestic relationships; age of victim is not available; no specific IPV offences are available; no sex or age disaggregation for perpetrators.

**Indicator 5 – psychological IPV victims (f).** Statistical unit is number of offences; victim–perpetrator relationship includes all relationships; no sex or age disaggregation for perpetrators.

**Indicator 8 – rape victims (f).** Data includes sexual violence; no sex or age disaggregation for perpetrators.

## Cyprus

**Indicator 1 – IPV victims (f).** Victim–perpetrator relationship includes all domestic relationships; no specific IPV offences are available; no sex and age disaggregation for perpetrators.

**Indicator 2 – IPV reported offences (f).** No sex or age disaggregation for victims; victim–

perpetrator relationship includes all domestic relationships; specific IPV offences are not available; no sex or age disaggregation for perpetrators.

**Indicator 3 – IPV perpetrators (m).** No sex disaggregation; victim–perpetrator relationship includes all relationships; offences relate to domestic violence, not IPV.

**Indicator 4 – physical IPV victims (f).** No sex or age disaggregation for victims; victim–perpetrator relationship includes all relationships; IPV offences include only physical offences related to domestic violence; no sex or age disaggregation for perpetrators.

**Indicator 5 – psychological IPV victims (f).** No sex or age disaggregation for victims or perpetrators; victim–perpetrator relationship includes all relationships; IPV offences include psychological offences related to domestic violence.

**Indicator 6 – sexual IPV victims (f).** No sex or age disaggregation for victims or perpetrators; victim–perpetrator relationship includes all relationships; data includes all sexual offences related to domestic violence.

**Indicator 8 – rape victims (f).** Statistical unit is number of cases; no sex or age disaggregation for perpetrators.

**Indicator 9 – IPV femicide victims (f).** No sex or age disaggregation for victims or perpetrators; victim–perpetrator relationship includes all relationships; data includes all homicides.

## Lithuania

**Indicator 5 – psychological IPV victims (f).** IPV offence includes threats only; no age disaggregation for perpetrators.

## Malta

**Indicator 1 – IPV victims (f).** Statistical unit is number of cases; no age disaggregation for perpetrators.

**Indicator 2 – IPV reported offences (f).** Statistical unit is number of cases; no sex or age disaggregation for perpetrators.

**Indicator 4 – physical IPV victims (f).** Statistical unit is number of cases; no age disaggregation for perpetrators.

**Indicator 5 – psychological IPV victims (f).** Statistical unit is number of cases; no age disaggregation for perpetrators.

**Indicator 6 – sexual IPV victims (f).** No sex or age disaggregation for victims or perpetrators; victim–perpetrator relationship includes all domestic relationships; data includes all sexual offences related to domestic violence.

**Indicator 7 – economic IPV victims (f).** No sex or age disaggregation for victims or perpetrators; victim–perpetrator relationship includes all domestic relationships; data includes all types of economic violence related to domestic violence.

**Indicator 8 – rape victims (f).** Statistical unit is number of cases; no age disaggregation for perpetrators.

## Austria

**Indicator 1 – IPV victims (f).** Victim–perpetrator relationship includes all domestic relationships; age of victim is not available; specific IPV offences are not available; no sex disaggregation for perpetrators.

**Indicator 2 – IPV reported offences (f).** Victim–perpetrator relationship includes all domestic relationships; age of victim is not available; specific IPV offences are not available; no sex disaggregation for perpetrators.

**Indicator 4 – physical IPV victims (f).** Victim–perpetrator relationship includes all relationships; IPV offences include physical offence related to domestic violence; no sex disaggregation for perpetrators.

**Indicator 5 – psychological IPV victims (f).** Victim–perpetrator relationship includes all relationships; IPV offences include psychological offences related to domestic violence; no sex disaggregation for perpetrators.

**Indicator 6 – sexual IPV victims (f).** Victim–perpetrator relationship includes all relationships; IPV offences include sexual offences related to domestic violence; no sex disaggregation for perpetrators.

**Indicator 7 – economic IPV victims (f).** Victim–perpetrator relationship includes all domestic relationships; data includes all types of economic violence related to domestic violence; no sex disaggregation for perpetrators.

**Indicator 8 – rape victims (f).** Victim–perpetrator relationship includes all domestic relationships; data includes all homicides related to domestic violence.

## Poland

**Indicator 1 – IPV victims (f).** Statistical unit is Blue Card procedures; victim–perpetrator relationship includes all domestic relationships; no age disaggregation for victims; specific IPV offences are not available; no sex or age disaggregation for perpetrators.

**Indicator 3 – IPV perpetrators (m).** No sex disaggregation; victim–perpetrator relationship includes all relationships; offences relate to domestic violence, not IPV.

**Indicator 8 – rape victims (f).** Statistical unit is number of offences; no age disaggregation for victims; no sex or age disaggregation for perpetrators.

**Indicator 9 – IPV femicide victims (f).** Victim–perpetrator relationship includes all domestic relationships; data includes all homicides related to domestic violence; no sex or age disaggregation for perpetrators.

## Portugal

**Indicator 2 – IPV reported offences (f).** Statistical unit is reported violent incidents; no sex or age disaggregation for victims; victim–perpetrator relationship includes all domestic relationships; no specific IPV offences are available; no sex or age disaggregation for perpetrators.

**Indicator 3 – IPV perpetrators (m).** Data reports the proportion of incidents between intimate partners per each form of violence, where the victim is a woman aged 18+ and the perpetrator is a man.

**Indicator 4 – physical IPV victims.** Data reports the proportion of incidents between intimate partners per each form of violence, where the victim is a woman aged 18+ and the perpetrator is a man.

**Indicator 5 – psychological IPV victims.** Data reports the proportion of incidents between intimate partners per each form of violence, where the victim is a woman aged 18+ and the perpetrator is a man.

**Indicator – 6 sexual IPV victims.** Data reports the proportion of incidents between intimate partners per each form of violence, where the victim is a woman aged 18+ and the perpetrator is a man.

**Indicator 7 – economic IPV victims.** Data reports the proportion of incidents between intimate partners per each form of violence, where the victim is a woman aged 18+ and the perpetrator is a man.

**Indicator 8 – rape victims (f).** Statistical unit is number of offences; no age disaggregation for victims; no sex or age disaggregation for perpetrators.

## Romania

**Indicator 1 – IPV victims (f).** No sex disaggregation for victims; victim–perpetrator relationship is limited to married or cohabiting couples; no sex disaggregation for perpetrators.

## Slovakia

**Indicator 2 – IPV reported offences (f).** Statistical unit is number of relationships in which an offence occurs; age of victim is not available; specific IPV offences are available but not legally defined as such (aggregate of relevant offences does not comprehensively cover psychological and/or economic violence, depending on methodology); no sex or age disaggregation for perpetrators.

**Indicator 5 – psychological IPV victims (f).** Statistical unit is number of relationships in which an offence occurs; victim–perpetrator relationship is limited to married or cohabiting; psychological IPV available but not legally defined as such (aggregate of relevant psychological offences); no sex or age disaggregation for perpetrators.

**Indicator 6 – sexual IPV victims (f).** Statistical unit is number of relationships in which an offence occurs; victim–perpetrator relationship is limited to married or cohabiting; IPV offences included but not legally defined as such (aggregate of relevant sexual offences); no sex or age disaggregation for perpetrators.

**Indicator 7 – economic IPV victims (f).** Statistical unit is number of relationships in which an offence occurs; victim–perpetrator relationship is limited to married or cohabiting; IPV offences included but not legally defined as such (aggregate of relevant economic offences); no sex or age disaggregation for perpetrators.

## Finland

**Indicator 1 – IPV victims (f).** Specific IPV offences are not available; no sex or age disaggregation for perpetrators.

**Indicator 2 – IPV reported offences (f).** Specific IPV offences are not available; no sex or age disaggregation for perpetrators.

**Indicator 7 – economic IPV victims (f).** IPV offences include extortion only; no age disaggregation for perpetrators.

## Sweden

**Indicator 4 – physical IPV victims (f).** Statistical unit is number of offences; no sex or age disaggregation for perpetrators.

**Indicator 8 – rape victims (f).** Statistical unit is number of offences; no sex or age disaggregation for perpetrators.

## United Kingdom (England and Wales)

**Indicator 1 – IPV victims (f).** No sex or age disaggregation for victims or perpetrators; victim–perpetrator relationship includes all domestic relationships; data does not include specific IPV offences.

**Indicator 2 – IPV reported offences (f).** No sex or age disaggregation for victims or perpetrators; victim–perpetrator relationship includes all domestic relationships; data does not include specific IPV offences.

**Indicator 4 – physical IPV victims (f).** No sex or age disaggregation for victims or perpetrators; victim–perpetrator relationship includes all domestic relationships; data does not include specific IPV offences.

**Indicator 5 – psychological IPV victims (f).** Statistical unit is offences; no sex or age disaggregation for victims or perpetrators; victim–perpetrator relationship includes all domestic relationships.

**Indicator 6 – sexual IPV victims (f).** Statistical unit is offences; no age disaggregation for victims; victim–perpetrator relationship includes all domestic relationships; data includes rape and sexual assault related to domestic violence; no sex or age disaggregation for perpetrators.

**Indicator 7 – economic IPV victims (f).** Statistical unit is offences; no sex or age disaggregation for victims or perpetrators; victim–perpetrator relationship includes all domestic relationships; data includes all types of economic violence related to domestic violence.

**Indicator 8 – rape victims (f).** Statistical unit is offences; no age disaggregation for victims; no sex or age disaggregation for perpetrators.

**Indicator 9 – IPV femicide victims (f).** Statistical unit is offences; no age disaggregation for victims or perpetrators; no sex disaggregation for perpetrators.

## United Kingdom (Northern Ireland)

**Indicator 1 – IPV victims (f).** Statistical unit is offences; victim–perpetrator relationship includes all domestic relationships; data does not include specific IPV offences; no sex or age disaggregation for perpetrators.

**Indicator 2 – IPV reported offences (f).** No age disaggregation for victims; victim–perpetrator relationship includes all domestic relationships; data does not include specific IPV offences; no sex or age disaggregation for perpetrators.

**Indicator 3 – IPV perpetrators (m).** No sex disaggregation; victim–perpetrator relationship includes all relationships; IPV offences are not available.

**Indicator 4 – physical IPV victims (f).** Statistical unit is offences; victim–perpetrator relationship includes all domestic relationships; data does not include specific IPV offences; no sex or age disaggregation for perpetrators.

**Indicator 5 – psychological IPV victims (f).** Statistical unit is offences; victim–perpetrator relationship includes all domestic relationships; data does not include specific IPV offences; no sex or age disaggregation for perpetrators.

**Indicator 6 – sexual IPV victims (f).** Statistical unit is offences; victim–perpetrator relationship includes all domestic relationships; data does not include specific IPV offences; no sex or age disaggregation for perpetrators.

**Indicator 7 – economic IPV victims (f).** Statistical unit is offences; victim–perpetrator relationship

includes all domestic relationships; data does not include specific IPV offences; no sex or age disaggregation for perpetrators.

**Indicator 8 – rape victims (f).** Statistical unit is offences; no sex or age disaggregation for victims or perpetrators.

**Indicator 9 – IPV femicide victims (f).** Statistical unit is offences; no age disaggregation for victims or perpetrators; no sex disaggregation for perpetrators.

## United Kingdom (Scotland)

**Indicator 1 – IPV victims (f).** Statistical unit is offences.

**Indicator 3 – IPV perpetrators (m).** Statistical unit is offences.

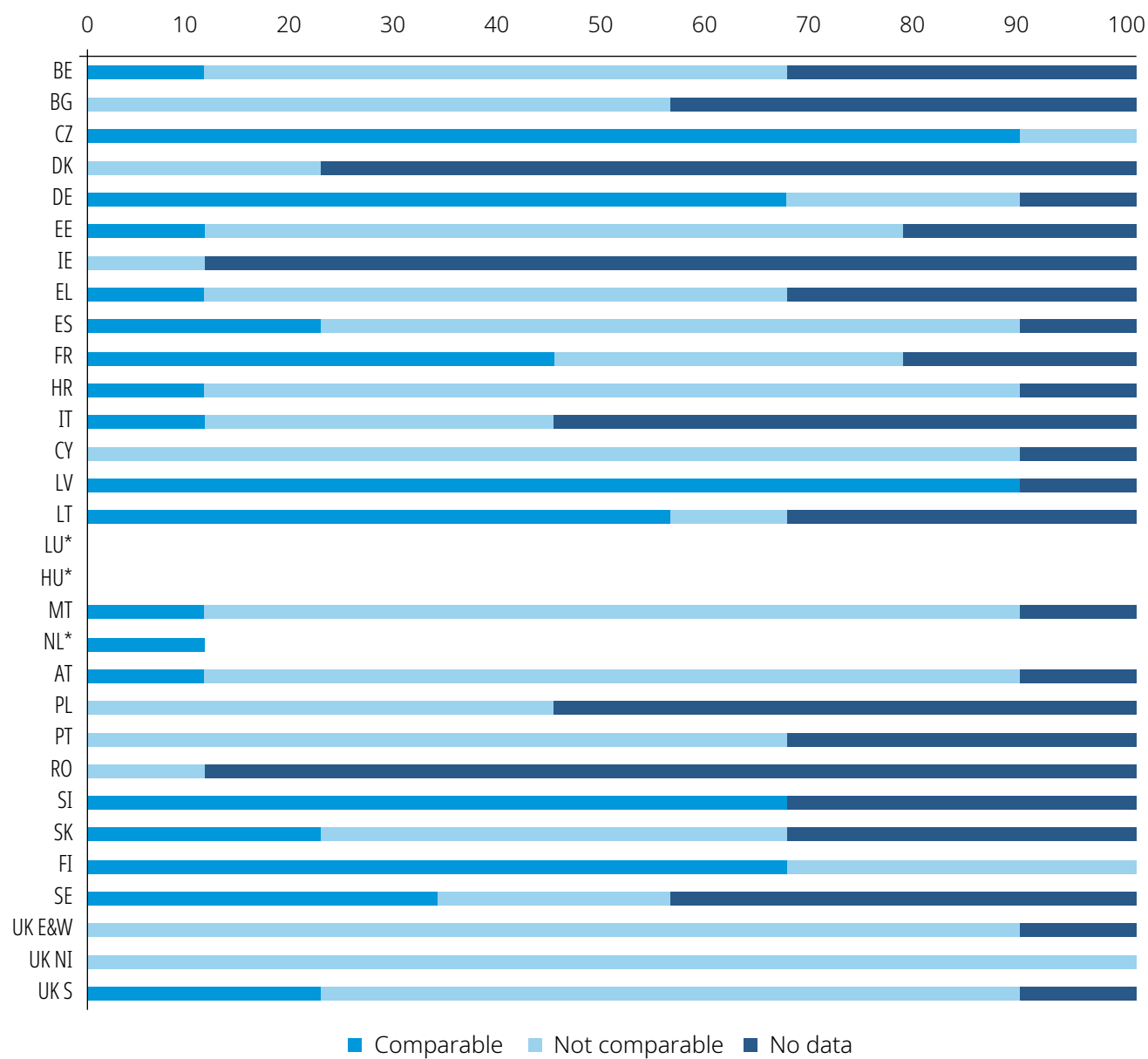
**Indicator 4 – physical IPV victims (f).** Statistical unit is offences.

**Indicator 6 – sexual IPV victims (f).** Statistical unit is offences.

**Indicator 7 – economic IPV victims (f).** Statistical unit is offences.

**Indicator 8 – rape victims (f).** Statistical unit is offences, no age disaggregation for victim, no sex or age disaggregation for perpetrators.

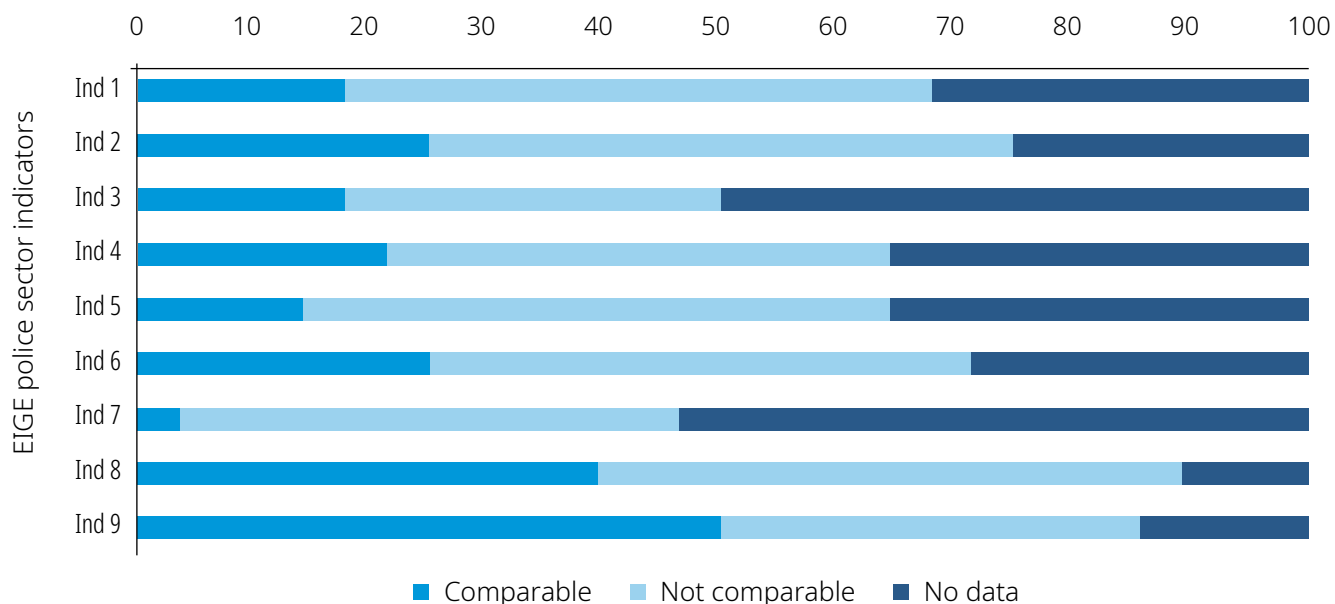
Figure A1. Percentage distribution of comparability and availability of EIGE indicators for the police sector, by EU-27 and UK jurisdictions



(\*) Data for the jurisdiction is not yet available.

Source: Authors' calculation, based on EIGE (2020).

**Figure A2. Percentage distribution of comparability and availability of EIGE indicators for the police sector, among all EU-27 and UK jurisdictions, by indicator**



Source: Authors' calculation, based on EIGE (2020).

Table A2 provides an overview of the state of play regarding the availability and comparability of the indicators for the justice sector collected

by EIGE, at the level of the 30 jurisdictions (EU-27 and UK jurisdictions).

**Table A2. Overview of availability and comparability of EIGE indicators for the justice sector, by jurisdiction and by indicator**

Legend:				
Comparable	Data or proxy data on the indicator components deemed important is available.			
Not comparable	Data on some of the indicator components deemed important is not available.			
No data	There is no data at all or the data is not useful for populating the indicator because of a significant lack of detail, for example statistical unit and sex of the victim.			
Data not yet available	Data is not yet available.			
Jurisdiction	EIGE indicator			
	10	11	12	13
	IPV protection orders	IPV prosecuted (m)	IPV sentenced (m)	IPV held in prison (m)
BE				
BG				
CZ				
DK				
DE				
EE				
IE				



Jurisdiction	EIGE indicator			
	10	11	12	13
	IPV protection orders	IPV prosecuted (m)	IPV sentenced (m)	IPV held in prison (m)
EL				
ES				
FR				
HR				
IT				
CY				
LV				
LT				
LU (*)				
HU (*)				
MT				
NL (*)				
AT				
PL				
PT				
RO				
SI				
SK				
FI				
SE				
UK EAW				
UK NI				
UK SCT				

(\*) Data for the jurisdiction is not yet available.

## Belgium

**Indicator 11 – IPV prosecuted (m).** Victim–perpetrator relationship limited to current partners; data refers to cases in which male suspects committed a domestic violence offence within the couple.

## Bulgaria

**Indicator 10 – IPV protection orders.** Statistical unit is limited to protection orders granted; no sex disaggregation; victim–perpetrator rela-

tionship includes all domestic relationships; offences include all types of domestic violence.

## Czechia

**Indicator 11 – IPV prosecuted (m).** Victim–perpetrator relationship is limited to current partners; offences include all types of domestic violence.

**Indicator 12 – IPV sentenced (m).** Statistical unit is number of cases; victim–perpetrator relationship is limited to current partners; offences

include all types of domestic violence; no age disaggregation for perpetrators.

## Estonia

**Indicator 10 – IPV protection orders.** Victim–perpetrator relationship is not available; specific offences are not available.

**Indicator 12 – IPV sentenced (m).** No sex disaggregation; victim–perpetrator relationship is limited to close relationship or relationship of subordination; offences limited to damage to health and physical abuse in a close relationship or relationship of subordination; no age disaggregation for perpetrators.

**Indicator 13 – IPV held in prison (m).** No sex disaggregation for victims; victim–perpetrator relationship is limited to close relationship or relationship of subordination; offences are limited to damage to health and physical abuse in a close relationship or relationship of subordination; no age disaggregation for perpetrators.

## Ireland

**Indicator 10 – IPV protection orders.** No sex disaggregation for victims; victim–perpetrator relationship includes all domestic relationships; offences include all types of domestic violence.

## Greece

**Indicator 11 – IPV prosecuted (m).** Statistical unit is suspects; no sex disaggregation for victims; victim–perpetrator relationship includes all domestic relationships; offences include all types of domestic violence; no sex and age disaggregation for perpetrators.

## Spain

**Indicator 11 – IPV prosecuted (m).** Statistical unit is the number of men accused and sentenced.

## France

**Indicator 10 – IPV protection orders.** No sex disaggregation for victims; victim–perpetrator relationship includes all domestic relationships; offences include all types of domestic violence.

**Indicator 11 – IPV prosecuted (m).** Statistical unit is number of convictions; no sex disaggregation for victims; offences without sex disaggregation for victims; no age disaggregation for perpetrators.

**Indicator 12 – IPV sentenced (m).** Statistical unit is number of convictions; no sex disaggregation for victims; no age disaggregation for perpetrators.

## Croatia

**Indicator 10 – IPV protection orders.** No sex disaggregation for victims; victim–perpetrator relationship includes all domestic relationships; offences include all types of domestic violence.

**Indicator 11 – IPV prosecuted (m).** Statistical unit is number of persons charged; no sex disaggregation for victims; offences include all types of domestic violence; age of perpetrators uncertain.

**Indicator 12 – IPV sentenced (m).** Statistical unit is number of sentences/persons; no sex disaggregation for victims; victim–perpetrator relationship includes all domestic relationships; offences include all types of domestic violence; age of perpetrators uncertain.

**Indicator 13 – IPV held in prison (m).** Statistical unit is number of unconditional prison sentences; no sex disaggregation for victims; victim–perpetrator relationship includes all domestic relationships; age of perpetrators uncertain.

## Italy

**Indicator 10 – IPV protection orders.** Statistical unit is first warnings and restraining orders; no sex disaggregation for victims; victim–per-

perpetrator relationship includes all relationships; offences include police warning.

**Indicator 11 – IPV prosecuted (m).** No sex disaggregation for victims; victim–perpetrator relationship includes all domestic relationships; offences include all types of domestic violence; age of perpetrators uncertain.

**Indicator 12 – IPV sentenced (m).** No sex disaggregation for victims; victim–perpetrator relationship includes all domestic relationships.

**Indicator 13 – IPV held in prison (m).** No sex disaggregation for victims; victim–perpetrator relationship includes all relationships; offences include all types of domestic violence.

## Lithuania

**Indicator 10 – IPV protection orders.** Statistical unit refers to other court measures; no sex disaggregation for victims; offences include all types of violence.

## Austria

**Indicator 11 – IPV prosecuted (m).** Statistical unit is number of proceedings or reports; no sex disaggregation for victims; victim–perpetrator relationship includes all domestic relationships; offences include all types of violence.

**Indicator 12 – IPV sentenced (m).** Statistical unit is number of convictions; no sex disaggregation for victims; victim–perpetrator relationship includes all domestic relationships; offences include all types of domestic violence.

## Portugal

**Indicator 11 – IPV prosecuted (m).** Statistical unit is number of suspects; no sex disaggregation for victims; victim–perpetrator relationship includes all domestic relationships; offences

include all types of domestic violence; no sex and age disaggregation for perpetrators.

**Indicator 12 – IPV sentenced (m).** Statistical unit is number of inquiries resulting in an indictment; no sex disaggregation for victims; victim–perpetrator relationship includes all domestic relationships; offences include all types of domestic violence; no sex and age disaggregation for perpetrators.

## Romania

**Indicator 10 – IPV protection orders.** No sex disaggregation for victims; victim–perpetrator relationship includes all domestic relationships; offences include all types of domestic violence.

## Slovenia

**Indicator 10 – IPV protection orders.** Statistical unit is protection order applications; no sex disaggregation for victims; victim–perpetrator relationship includes all domestic relationships; offences include all types of domestic violence.

**Indicator 11 – IPV prosecuted (m).** No sex disaggregation for victims; victim–perpetrator relationship includes all domestic relationships; offences include all types of domestic violence.

**Indicator 12 – IPV sentenced (m).** No sex disaggregation for victims; victim–perpetrator relationship includes all domestic relationships; offences include all types of domestic violence.

## Slovakia

**Indicator 11 – IPV prosecuted (m).** Statistical unit is number of persons appearing before the court; no sex disaggregation for victims; offences are limited to an aggregate of relevant offences; no sex and age disaggregation for perpetrators.

## Finland

**Indicator 10 – IPV protection orders.** Sex of victim is not available; victim–perpetrator relationship includes all domestic relationships; offences include all types of domestic violence.

## United Kingdom (England and Wales)

**Indicator 10 – IPV protection orders.** Statistical unit is domestic violence remedies; no sex disaggregation for victims; victim–perpetrator relationship includes all domestic relationships; offences include all types of domestic violence.

**Indicator 11 – IPV prosecuted (m).** Statistical unit is number of cases; no sex disaggregation for victims; victim–perpetrator relationship includes all domestic relationships; offences include all types of domestic violence; no age disaggregation for perpetrators.

**Indicator 12 – IPV sentenced (m).** Statistical unit is number of convictions; no sex disaggregation for victims; victim–perpetrator relationship includes all domestic relationships; offences include all types of domestic violence; no sex and age disaggregation for perpetrators.

**Indicator 13 – IPV held in prison (m).** Statistical unit is convictions after trial; no sex disaggregation for victims; victim–perpetrator relationship includes all domestic relationships; offences include all types of domestic violence; no sex and age disaggregation for perpetrators.

## United Kingdom (Northern Ireland)

**Indicator 10 – IPV protection orders.** No sex disaggregation for victims; victim–perpetrator relationship includes all relationships; offences include all restraining orders in family and civil cases.

**Indicator 11 – IPV prosecuted (m).** Statistical unit is number of cases; no sex disaggregation for victims; victim–perpetrator relationship includes all domestic relationships; offences include all types of domestic violence.

**Indicator 12 – IPV sentenced (m).** No sex disaggregation for victims; victim–perpetrator relationship includes all domestic relationships; offences include all types of domestic violence; no sex and age disaggregation for perpetrators.

**Indicator 13 – IPV held in prison (m).** Statistical unit is number of cases; no sex disaggregation for victims; victim–perpetrator relationship includes all domestic relationships; offences include all types of domestic violence.

## United Kingdom (Scotland)

**Indicator 10 – IPV protection orders.** Statistical unit is family procedures with exclusion orders; no sex disaggregation for victims; victim–perpetrator relationship includes all domestic relationships; offences include all types of domestic violence.

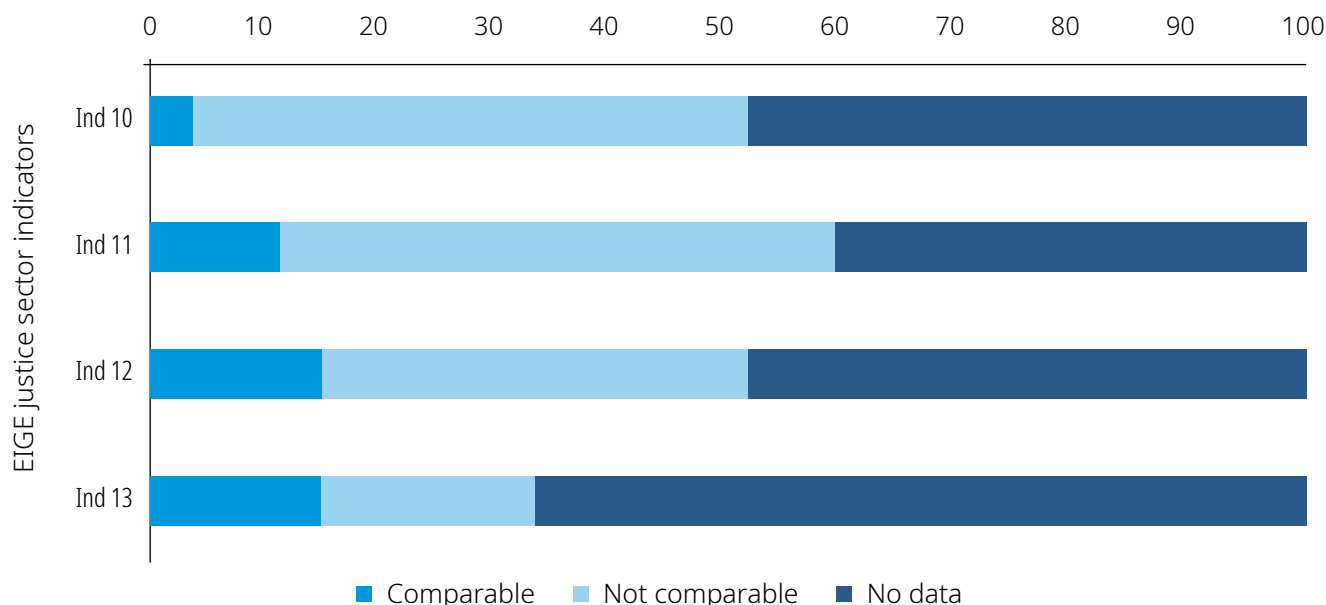
Figure A3. Percentage distribution of comparability and availability of EIGE indicators for the justice sector, by jurisdiction



(\*) Data for the jurisdiction is not yet available.

Source: Authors' calculation, based on EIGE (2020).

**Figure A4. Percentage distribution of comparability and availability of EIGE indicators for the justice sector, among all EU-27 and UK jurisdictions, by indicator**



Source: EIGE (2020).

### A1.2. Data collected by intimate partner violence indicators

All data or proxy data for EIGE’s indicators for the police and justice sectors is provided below, including comparable and non-comparable data. Even if data is not comparable with EIGE’s international indicators, analysing the time series may provide valuable insights into

trends in recorded IPV victims, perpetrators and offences in a given jurisdiction. At the same time, time trends may not always indicate an increase or decrease in IPV prevalence per se, and must always be interpreted in the light of technical, institutional and legislative changes at national level.

The following rules apply to all indicators.

Legend	
Comparability with EIGE indicator	
	Data or proxy data for the indicator is comparable with the EIGE indicator.
	Data or proxy data for the indicator is <b>not</b> comparable with the EIGE indicator, but data on at least some of the indicator components is available.
	No data is available or data is not useful for populating the EIGE indicator.
	Data is not yet available.

Data is not yet available for Luxembourg, Hungary and the Netherlands.

Table A3. Available data for *indicator 1* (annual number of women (aged 18 and over) victims of IPV committed by men (aged 18 and over), as recorded by police)

Jurisdiction	2014	2015	2016	2017	2018
BE					
BG	1 895	2 121	2 323	2 440	2 981 (*)
CZ	2 550	2 523	2 116	2 209	2 102 (*)
DK					
DE		104 290	108 956 (*)	113 965 (*)	114 393 (*)
EE		0.82 (*)	0.83 (*)	0.79 (*)	0.8 (*)
IE					
EL	2 302	2 321	2 696	3 196	
ES					
FR			96 730 (*)	98 570 (*)	
HR	1 456 (*)	1 523 (*)	1 577(*)	2 014 (*)	2 158 (*)
IT					
CY	622 (*)	660	519	497 (*)	
LV	146	161	158	162	179 (*)
LT	5 527	5 458	4 436	4 429	3 019 (*)
LU					
HU					
MT	717	942 (*)	638	665	666 (*)
NL					
AT	10 061	10 529	11 549	11 194	11 047
PL	72 786 (*)	69 376 (*)	66 930 (*)	67 984	65 057 (*)
PT					
RO		16 632	19 164 (*)	20 282 (*)	22 529 (*)
SI	1 127 (*)	889 (*)	828 (*)	820 (*)	943 (*)
SK					
FI	4 930	5 040	5 157	5 002	4 924 (*)
SE					
UK EAW		421 185 (*)	488 049 (*)	599 549 (*)	
UK NI	7 645 (*)	7 818	7 759 (*)	8 026 (*)	
UK SCT	38 094	41 674	41 342	38 690	

(\*) Reported.

**Data notes for indicator 1 for jurisdictions with comparable data** <sup>(73)</sup>

**Czechia.** The year 2017 (reported data) refers only to January to September; the remaining years and the revised 2017 include all months (January to December). Victims are women aged 18 and over; perpetrators are men aged 18 and over. The police reported some errors in the database for data from 2016 to 2018, primarily in relation to data on victims (i.e. the object of the crime in some cases does not equal the number of victims, but the exact extent of the issue is unknown). The data provided for these years is thus indicative and not comparable with the data for the previous years.

Data is selected from the crime statistics of the Czech police, based on the object of assault (a woman aged 18 and over) and the victim–perpetrator relationship (her relationship with the perpetrator as wife, partner, etc.).

**Germany.** Female victims (of all ages) of partner (covering current and previous partners)

violence by female and male perpetrators of all ages.

Break in 2017 and 2018 due to new offences and legal changes to sexual violence.

**Lithuania.** Data on individuals recorded as victims: adult females aged 18 and over who are victims of an intimate partner. The data includes ‘cohabitant’ (*sugyventinis*), meaning a relationship between a woman and a man (partners) who are living together (i.e. data on violence between parents and children is not included). Male perpetrators include all age groups. The decrease in the number of recorded victims in 2018 is due to the introduction of new police measures.

**Slovenia.** Data was obtained on the basis of the criminal offence regulated by Article 191 of Criminal Code KZ-1 on domestic violence.

Victims are women aged 18 and over, and offenders are men aged 18 and over. The relationship between the victim and the offender is an intimate partner relationship.

---

<sup>(73)</sup> Data provided by the jurisdiction may be non-comparable for a number of reasons; for example, there may be no sex or age disaggregation for victims or perpetrators available; victim–perpetrator relationship categories may include all domestic relationships; data may include all and not specific IPV offences; or jurisdictions may use a different statistical counting unit altogether.



Table A4. Available data for *indicator 2* (annual number of reported offences related to IPV against women committed by men (aged 18 and over))

Jurisdiction	2014	2015	2016	2017	2018
BE	39 594 (*)	37 519 (*)	37 757 (*)	37 384 (*)	38 464 (*)
BG	1 895	2 121	2 323	2 440	2 981 (*)
CZ	3 211	3 173	2 681	2 404	2 259 (*)
DK					
DE					
EE					68-70 % (*)
IE					
EL	3 512	3 572	3 839	3 134	
ES	65 990 (*)	66 786 (*)	66 830 (*)	69 481 (*)	73 304 (*)
FR			96 730 (*)	98 570 (*)	
HR	1 531 (*)	1 560 (*)	1 625 (*)	2 050 (*)	2 229 (*)
IT	9 969	9 945	9 750	9 887	
CY	893 (*)	951	830	774 (*)	
LV	144	158	160	169	194 (*)
LT					
LU					
HU					
MT	1 095	1 195 (*)	812	815	839 (*)
NL					
AT	9 904	10 297	11 297	10 921	10 598
PL					
PT		26 815 (*)	27 011 (*)	26 746 (*)	26 432 (*)
RO					
SI	1 180 (*)	928 (*)	868 (*)	839 (*)	979 (*)
SK	501 (*)	568 (*)	812 (*)	787 (*)	844 (*)
FI	5 546	5 459	5 622	5 365	5 487 (*)
SE	15 627 (*)	15 717 (*)	12 303 (*)	12 003	15 124
UK EAW		421 185 (*)	488 049 (*)	599 549 (*)	
UK NI	7 645 (*)	7 818	7 759 (*)	8 026 (*)	
UK SCT	38 094	41 674	41 342	38 690	

(\*) Reported.

## Data notes for indicator 2 for jurisdictions with comparable data

**Czechia.** Same note as for indicator 1.

**Spain.** Data refers to women of all age groups (not only those aged 18 and over).

**Croatia.** Data refers to women victims of IPV (all age groups) and to men perpetrators aged 18 and over. The data includes only criminal offences, that is, they exclude misdemeanours.

**Slovenia.** Victims are women aged 18 and over, and offenders are men aged 18 and over. The relationship between the victim and offender is an intimate partner relationship.

**Sweden.** Owing to the police's/prosecutors' overuse of the classification code for assault / gross assault against women (aged 18 and over) in a close relationship (including violence against other types of family members) and in order to improve the quality of the statistics, the Swedish National Council for Crime Prevention (Brå) clarified the definition of the code in 2015/2016.

Since then, the number of reported assaults has dropped significantly. The decrease in the number of offences between 2015 and 2016 is presumed to be (largely) the result of that clarification.

Owing to the recent development of the statistics on IPV offences, the total for 2017–2018 cannot be compared with earlier years. Data for for these two years includes the following additional offences.

- Data for 2018 includes assault / aggravated assault against a woman (aged 18 and over) outdoors by a partner/ex-partner. The category 'assault and gross assault' includes all reported offences against a woman aged 18 and over, committed indoors/outdoors by a man or a woman, and within a close relationship (partner/ex-partner).

Gross violation of a woman's integrity includes all of the reported offences of repeated violence and/or threats, etc. against a women (aged 18

and over) in a close relationship (which includes only relationships between a woman and a man).

Data for 2014–2017 covers reported assaults that have taken place indoors. From 2018, data is available on the number of 'assault / gross assault in a close relationship' offences that have taken place outdoors, making it possible to add those offences to the definition.

In addition, data for 2017–2018 includes homicide against a woman within a close relationship (current or former partner). Data can include women aged under 18, although this is very rare.

The numbers are based on administrative data on offences reported to the police or prosecutor. Brå collects the data from the authorities and compiles the statistics, which are reported as part of the official crime statistics in Sweden.

Divergences:

- The indicators on physical, sexual, psychological and economic violence are included in 'gross violation of integrity', but the types of violence are not separated; thus, it is not possible to calculate each separately.
- Gross violation means repeated violence over time.
- Assault and gross assault, as well as some of the offences that fall under gross violation of a woman's integrity, may include attempts to commit offences, in addition to inciting, aiding and abetting offences.
- All assault and gross assault offences against women are disaggregated by (i) assault by an acquaintance and (ii) assault by an unknown person, and, if the victim is a woman aged 18 and over, (iii) assault in a close relationship. Close relationship refers to a current or former partner and includes both different-sex and same-sex relationships.
- The perpetrator's age and sex are not indicated in the classification code for the

offences but are available separately for persons suspected of offences. Approximately 4 % of the perpetrators suspected of physical IPV against a woman aged 18 and over were women, whereas 96 % were men.

Note: Since 1 January 2019, the category 'assault and gross assault', as well as other offences such as rape / gross rape, has been divided into four types of relationship: (i) close relationship (IPV); (ii) family member or equivalent; (iii) other acquaintance; and (iv) unknown person.

**United Kingdom (Scotland).** This data shows the number of incidents of domestic abuse in which the victim is a female aged 18 and over and the accused is a male aged 18 and over. Data is on the number of offences recorded by the police, not on the number of female victims. Data is collected per financial year. The data for 2018–2019 was published in late 2019.

**Table A5. Available data for indicator 3 (annual number of men (aged 18 and over) perpetrators of IPV against women (and percentage of male population that are perpetrators))**

Jurisdiction	2014	2015	2016	2017	2018
BE	8 447	8 595	8 851	8 831	8 984 (*)
BG					
CZ	1 829	1 802	1 740	1 984	1 892 (*)
DK					
DE		95 825 (*)	90 920 (*)	93 494 (*)	93 813 (*)
EE		0.88 (*)	0.89 (*)	0.86 (*)	0.87 (*)
IE					
EL	2 351	2 428	2 891	2 395	
ES	60 682 (*)	60 877 (*)	61 221 (*)	63 852 (*)	67 836 (*)
FR					
HR	1 159 (*)	1 188 (*)	1 182 (*)	1 425 (*)	1 500 (*)
IT					
CY	715 (*)	771	625	609 (*)	
LV					
LT					
LU					
HU					
MT					
NL					
AT					
PL	72 791	70 484	68 321	70 035	67 306
PT		82 %	84 %	87 %	83 %
RO					
SI	1 122 (*)	890 (*)	925 (*)	870 (*)	948 (*)
SK					
FI	4 900 (*)	5 006 (*)	5 111 (*)	4 981 (*)	4 900 (*)
SE	9 261	9 306	8 033	7 202	8 628
UK EAW					
UK NI	3 605 (*)	3 813 (*)	3 464 (*)	3 549 (*)	
UK SCT	38 094	41 674	41 342	38 690	

(\*) Reported.

### Data notes for indicator 3 for jurisdictions with comparable data

**Belgium.** Relationship: (ex) partners. Suspect: subdivision by the sex of the suspect (male or female) is available but covers all ages. Victim: no information on the victim – they can be a woman or a man.

**Czechia.** The year 2017 (reported data) refers only to January to September; the remaining years include all months (January to December).

Victims are women aged 18 and over; perpetrators are men aged 18 over. The police reported some errors in the database for 2016–2018, primarily in relation to the data on victims (i.e. the object of the crime in some cases does not equal the number of victims, but the exact extent of the discrepancy is not known). The data provided for these years is thus indicative and not comparable with the data for previous years.

Data is selected from the crime statistics of the Czech police, based on the object of assault (a woman aged 18 and over) and the victim–perpetrator relationship (her relationship with the perpetrator as a wife, partner, etc.).

**Slovenia.** Victims are women aged 18 and over, and offenders are men aged 18 and over. The relationship between the victim and the offender is an intimate partner relationship.

**Sweden.** Owing to the police’s/prosecutors’ overuse of the classification code for assault / gross assault against women (aged 18 and over) in a close relationship (including violence against other types of family members) and in order to improve the quality of the statistics, Brå clarified the definition of the code in 2015/2016.

Since then, the number of suspected persons has dropped. The decrease in the number of persons suspected of IPV between 2015 and 2016 is presumed to be (largely) the result of that clarification.

Data for 2014–2016 has been revised. Owing to an error in the database, revised statistics on the number of suspected persons for 2014–2016 were republished in June 2018. The data covers only men suspected of physical IPV offences against women, with the exception of repeated offences recorded as ‘gross violation against a woman’s integrity’, which includes all types of IPV.

Data for 2014–2017 covers men suspected of assault against a woman that has taken place indoors. Since 2018, data has been available on ‘assault / gross assault in a close relationship’ that has taken place outdoors, making it possible to add those offences to the definition. Data for 2018 was published on 28 March 2019.

Divergences:

- The indicators on physical, sexual, psychological and economic violence are included in ‘gross violation of a woman’s integrity’, but the types of violence are not separated; thus, it is not possible to calculate them separately.
- Gross violation means repeated violence over time.
- Assault and gross assault, as well as some of the offences that fall under gross violation of a woman’s integrity, may include attempts to commit offences, in addition to inciting, aiding and abetting offences.
- The perpetrator’s age and sex are not indicated in the classification code for the offences but are available for persons suspected of offences. For assault / gross assault, data on the age of the suspect cannot be separated; the data can therefore include boys aged 15–17. As the woman should be aged 18 and over, according to the classification code, it is presumed that most male suspects would also be adults.
- Data on the number of men suspected of gross violation of a woman’s integrity covers only adult men (aged 18 and over).

Table A6. Available data for *indicator 4* (annual number of women (aged 18 and over) victims of physical IPV committed by men (aged 18 and over), as recorded by police)

Jurisdiction	2014	2015	2016	2017	2018
BE	20 205 (*)	20 460 (*)	20 911 (*)	20 774 (*)	21 773 (*)
BG	1 416 (*)	1 341 (*)	1 173 (*)	1 324 (*)	
CZ	888	928	739	731	552 (*)
DK					
DE		77 678	82 029	82 317	82 567 (*)
EE					
IE					
EL					
ES	57 518 (*)	57 621 (*)	58 090 (*)	60 050 (*)	62 302 (*)
FR		70 738 (*)	73 190 (*)	73 900 (*)	
HR	382 (*)	303 (*)	305 (*)	328 (*)	326 (*)
IT					
CY	566 (*)	556	510	499 (*)	
LV	58	45	47	45	56 (*)
LT	4 963	4 986	3 926	3 940	2 807 (*)
LU					
HU					
MT	1 366 (*)	1 336 (*)	351	360	354 (*)
NL					
AT	5 785 (*)	6 172	6 550	6 415 (*)	6 424 (*)
PL					
PT		76 %	53 %	60 %	86 %
RO					
SI					
SK					
FI	3 799 (*)	3 834 (*)	3 893 (*)	3 632 (*)	3 680 (*)
SE	15 627 (*)	15 717 (*)	12 303 (*)	11 993	15 102
UK EAW		327 565 (*)	375 629 (*)	458 711 (*)	
UK NI	2 324 (*)	2 371	2 347 (*)	2 329 (*)	
UK SCT			9 927 (*)	9 943	

(\*) Reported.

### Data notes for indicator 4 for jurisdictions with comparable data

**Czechia.** Same note as for indicator 1.

**Germany.** Female victims (of all ages) of partner violence (covering current and previous partners) by male and female perpetrators of all ages. Starting in 2017: deprivation of liberty (German Police Crime Statistics (PKS) key 232100; Article 239).

**Lithuania.** Data on individuals recorded as victims: adult females aged 18 and over who

are victims of an intimate partner. The data includes 'cohabitant' (*sugyventinis*), meaning a relationship between a woman and a man (partners) who are living together (i.e. data on violence between parents and children is not included). Male perpetrators include all age groups. The data is on recorded women victims aged 18 and over at the stage of the pre-trial investigation of criminal offences under Articles 135–136, 138, 140 of the Criminal Code. The decrease in the number of recorded victims in 2018 is due to the introduction of new police measures.

**Table A7. Available data for indicator 5 (annual number of women (aged 18 and over) victims of psychological IPV committed by men (aged 18 and over), as recorded by police)**

Jurisdiction	2014	2015	2016	2017	2018
BE	18 445 (*)	16 165 (*)	15 929 (*)	15 763 (*)	15 912 (*)
BG					
CZ	1 351	1 293	1 073	1 147	889 (*)
DK					
DE		24 402	24 396 (*)	28 869 (*)	28 657 (*)
EE				65 % (*)	
IE					
EL					
ES	7 729 (*)	8 334 (*)	7 878 (*)	8 480 (*)	8 790 (*)
FR			20 990 (*)	21 850 (*)	
HR	915 (*)	942 (*)	893 (*)	1 142 (*)	1 178 (*)
IT	9 125	8 608	9 098	9 986	
CY	308 (*)	345	281	249 (*)	
LV	20	40	46	39	51 (*)
LT	558	468	502	486	206 (*)
LU					
HU					
MT	1 473 (*)	1 468 (*)	334	344	363 (*)
NL					
AT	4 049 (*)	4 150	4 746	4 515 (*)	4 352 (*)
PL					
PT		89 %	93 %	91 %	76 %
RO					
SI					
SK	389 (*)	408 (*)	637 (*)	651 (*)	712 (*)

Jurisdiction	2014	2015	2016	2017	2018
FI	1 047	1 112	1 152	1 269	1 123 (*)
SE					
UK EAW			4 246 (*)	9 053 (*)	
UK NI	764 (*)	685 (*)	614 (*)	757 (*)	
UK SCT					

(\*) Reported.

### Data notes for indicator 5 for jurisdictions with comparable data

**Czechia.** Same comment as for indicator 1.

**Germany.** Female victims (of all ages) of partner violence (covering current and previous partners) by male and female perpetrators of

all ages. Data from 2017 onwards includes coercion (which explains part of the increase).

**Finland.** Domestic violence and IPV reported as an offence are disaggregated by offence, victim's sex, relationship between the victim and the suspect, victim's age, suspect's sex, and year.

**Table A8. Available data for indicator 6 (annual number of women (aged 18 and over) victims of sexual IPV committed by men (aged 18 and over), as recorded by police)**

Jurisdiction	2014	2015	2016	2017	2018
BE	120 (*)	106 (*)	143 (*)	148 (*)	140 (*)
BG					
CZ	185	184	156	174	119 (*)
DK					
DE		2 410	2 531 (*)	2 705 (*)	3 086 (*)
EE					8 (*)
IE					
EL	191	259	263	224	
ES	381 (*)	443 (*)	488 (*)	559 (*)	657 (*)
FR			2 550 (*)	2 820 (*)	
HR	48 (*)	43	50 (*)	55 (*)	67 (*)
IT					
CY	19 (*)	50	39	26 (*)	
LV	3	2	2	6	4 (*)
LT	6	4	8	3	6 (*)
LU					
HU					
MT	120 (*)	101 (*)			
NL					
AT	221 (*)	196 (*)	247	257 (*)	264 (*)
PL					
PT		3 %	2 %	3 %	3 %

Jurisdiction	2014	2015	2016	2017	2018
RO					
SI	7 (*)	6 (*)	2 (*)	8 (*)	10 (*)
SK	13 (*)	5 (*)	9 (*)	21 (*)	18 (*)
FI	77	88	101	83	109 (*)
SE					
UK EAW		13 120 (*)	13 624 (*)	18 010 (*)	
UK NI	449 (*)	526	584 (*)	675 (*)	
UK SCT			531 (*)	673	

(\*) Reported.

### Data notes for indicator 6 for jurisdictions with comparable data

**Czechia.** Same note as for indicator 1.

**Germany.** Female victims (of all ages) of partner violence (current and previous partners) by male and female perpetrators of all ages.

Legislation changed in 2016. New PKS codes are being developed for 2017 and, finally, 2018. Break in series: 2017 and 2018.

2017: rape and sexual coercion (PKS keys 111100, 111400, 111500, 111600, 112000; Article 177), and sexual abuse of individuals incapable of resistance (PKS key 134000, Article 179).

2018: rape and sexual coercion, and sexual abuse of individuals incapable of resistance (PKS keys 111000, Articles 177 and 178; PKS keys 112100, Article 177, paragraphs 1, 2, 4, 5 and 9).

**France.** Data includes numbers for victims aged 18 and over. The age or sex is not indicated for

perpetrators. Aggregation of numbers for rape and sexual assault by partner.

**Lithuania.** Data is from the Register of Criminal Offences.

Data on individuals recorded as victims of sexual abuse: adult females aged 18 and over who are victims of sexual violence by an intimate partner. Sex and age of the perpetrator are not specified.

Data on individuals recorded as victims: adult females aged 18 and over who are victims of an intimate partner. Data includes 'cohabitant' (*sugyventinis*), meaning a relationship between a woman and a man (partners) who are living together (i.e. data on violence between parents and children are not included).

**Slovenia.** Data includes attempts. The data covers situations in which the victim is aged 18 and over and the offender is aged 18 and over, and their relationship is an intimate partner relationship.

**Finland.** Same note as for indicator 5.



Table A9. Available data for *indicator 7* (annual number of women (aged 18 and over) victims of economic IPV committed by men (aged 18 and over), as recorded by police)

Jurisdiction	2014	2015	2016	2017	2018
BE	1 430 (*)	1 427 (*)	1 410 (*)	1 424 (*)	1 424 (*)
BG					
CZ	34	30	38	72	91 (*)
DK					
DE				74 (*)	83 (*)
EE					
IE					
EL					
ES	362 (*)	388 (*)	374 (*)	392 (*)	1 555
FR					
HR					
IT					
CY					
LV	71	80	74	79	81 (*)
LT					
LU					
HU					
MT	292 (*)	284 (*)			
NL					
AT	6	11	6	7	7
PL					
PT		11 %	6 %	3 %	4 %
RO					
SI					
SK	32 (*)	67 (*)	52 (*)	51 (*)	16 (*)
FI	6 (*)	6 (*)	10 (*)	17 (*)	9 (*)
SE					
UK EAW		37 503 (*)	43 129 (*)	49 447 (*)	
UK NI	1 575 (*)	1 646 (*)	1 741 (*)	1 705 (*)	
UK SCT			792 (*)	890	

(\*) Reported.

**Table A10. Available data for *indicator 8* (annual number of women (aged 18 and over) victims reporting rape committed by men (aged 18 and over), as recorded by police)**

Jurisdiction	2014	2015	2016	2017	2018
BE					
BG	148 (*)	119 (*)	127 (*)	142 (*)	
CZ	185	184	156	168	178 (*)
DK	256	287	510	564	645 (*)
DE		127 (*)			1 997 (*)
EE					71 (*)
IE	480	518 (*)	513 (*)	647 (*)	
EL	182	163	205	223	204 (*)
ES	798 (*)	759 (*)	794 (*)	901 (*)	1 073 (*)
FR			6 766	7 771 (*)	
HR	124 (*)	104 (*)	174 (*)	104 (*)	110 (*)
IT	2 607	2 455 (*)	2 388 (*)	2 788	
CY	14 (*)	20 (*)	22 (*)	19 (*)	
LV	39	28	26	36	33 (*)
LT	55	60	92	81	65 (*)
LU					
HU					
MT	11 (*)	23	26	19	18 (*)
NL					
AT	485 (*)	452 (*)	504 (*)	477 (*)	509 (*)
PL			752	679 (*)	
PT	169 (*)	173 (*)	165 (*)	183 (*)	
RO					
SI	34 (*)	32 (*)	23 (*)	32 (*)	23 (*)
SK	53 (*)	56 (*)	55 (*)	55 (*)	102 (*)
FI	388	414	416	412	507 (*)
SE	3 076 (*)	3 056 (*)	3 282 (*)	3 755 (*)	3 997
UK EAW	18 328	22 604	26 602	35 280	
UK NI	737 (*)	778	821 (*)	967 (*)	
UK SCT	1 830	1 726 (*)	1 768 (*)	2 135 (*)	

(\*) Reported.

### Data notes for indicator 8 for jurisdictions with comparable data

**Czechia.** Same note as for indicator 1.

**Germany.** Data for 2015 includes rape as a single indicator in IPV violence. Data for 2018 includes female victims of all ages and perpetra-

tors (male and female) of all ages. Data excludes rape resulting in death.

**Estonia.** Data for 2018 refers to the number of women victims (aged 18 and over) of rape.

**Greece.** The data refers to the number of women victims reporting rape. The number

does not specify whether it relates to women aged 18 and over or all age groups.

**France.** Women victims of rape aged 18 and over. There is no information on their relationship with the perpetrator or their age or sex. Data also includes attempted rape.

**Lithuania.** Data is from the Register of Criminal Offences. The data includes rape and attempted rape / women victims aged 18 and over. The decrease in the number of recorded victims in 2018 is due to the introduction of new police measures.

**Austria.** The number refers to female victims of violence by a family member in the same household, and in another household. It is restricted to persons (victims and suspects) aged 18 and over (Article 201).

**Slovenia.** Data includes attempts. The data covers women victims aged 18 and over and male offenders aged 18 and over. The data is based on the criminal offence under Article 170 (rape) of the Criminal Code (KZ-1). Data for 2017 refers to reported and attempted rape perpetrated against women.

**Slovakia.** Data for all years (2014–2018) is retrieved from the statistical sheet on victims of crime for 2014, 2015, 2016, 2017 and 2018, provided by the Presidium of Police Corps. The victims are women aged 19 and over. Rape under Section 199 and sexual violence under Section 200 of the Criminal Code.

**Finland.** Revised data does not include attempted rape.

**Table A11. Available data for *indicator 9* (women victims of intimate partner femicide (aged 18 and over) committed by a male intimate partner (aged 18 and over), as a share of women victims of homicide aged 18 and over)**

Jurisdiction	2014	2015	2016	2017	2018
BE					
BG			-/22	-/27	-/33 (*)
CZ	32/59	25/41	28/48	25/41	23/45
DK	-/29	-/22	-/16	-/15	-/16
DE		135/315	155/454	147/366	122/353 (*)
EE	3/10 (*)	6/10 (*)	4/9 (*)	6/14	3/9 (*)
IE					
EL	12/27 (*)	11/30 (*)	14/26	8/23	13/29 (*)
ES	55/99 (*)	60/96 (*)	49/104 (*)	50/106 (*)	50/104 (*)
FR	134/- (*)	122/278 (*)	123/337 (*)	130/267 (*)	
HR	8/16	11/15 (*)	10/18 (*)	9/15 (*)	4/8
IT	81/138	73/138	77/138	56/120	74/128 (*)
CY	-/10	-/12	-/11	-/7	
LV	6/68	11/57	5/55	7/40	8/56 (*)
LT	15/51 (*)	14/45 (*)	7/29 (*)	3/22	3/17 (*)
LU					
HU					
MT	1/1	1/2	2/2	0/1	2/4 (*)
NL	16/31	23/43	21/34	18/46	
AT	25/38	32/46 (*)	41/52	43/65 (*)	54/72 (*)

Jurisdiction	2014	2015	2016	2017	2018
PL			-/71	-/192	-/168
PT					
RO					
SI	6/11 (*)	6/18 (*)	5/16 (*)	7/14 (*)	4/19 (*)
SK	8/25 (*)	5/22 (*)	6/25 (*)	11/26	5/32
FI	15/24	6/13	11/20	14/23	18/25 (*)
SE	-/25	-/29	-/29	11/27	22/30
UK EAW	84/185	74/176	81/185	63/227 (*)	
UK NI	3/7 (*)	0/2 (*)	2/4 (*)	3/9 (*)	
UK SCT	6/12 (*)	4/14 (*)	4/14 (*)	7/12 (*)	

(\*) Reported.

### Data notes for indicator 9 for jurisdictions with comparable data

**Czechia.** The year 2017 (reported data) refers only to January to September; the remaining years include all months (January to December). Victims are women aged 18 and over; perpetrators are men aged 18 and over. The data provided for 2016-2018 years is indicative and not comparable with the data for previous years.

Data is selected from the crime statistics of the Czech police, based on the object of assault (women aged 18 and over) and the victim-perpetrator relationship (her relationship with the perpetrator as a wife, partner, etc.). The statistics do not provide information on whether the object of assault and the perpetrator were living in a common dwelling at the time of the assault.

**Germany.** Female victims (of all ages) of partner violence (current and previous partners) by male and female perpetrators of all ages. Only victims of completed cases.

**France.** Murder (Article 221(1) of the Criminal Code); premeditated murder (Article 221(3) of the Criminal Code); and intentional violence that led to unintentional homicide (Article 222(7) of the Criminal Code). Data on women victims aged 18 and over and perpetrators aged 18 and over is available but not included here. There is no information on the sex of the perpetrator.

**Lithuania.** Data refers to women aged 18 and over who were murdered by an intimate partner.

**Italy.** Numbers for IPV-related homicide were obtained by aggregating numbers of women victims (aged 18 and over) of homicide by a male partner or former partner (aged 18 and over).

**Malta.** Victim-perpetrator relationship is not systematically recorded, but Malta can provide this data because of very low numbers of homicides.

**The Netherlands.** The data includes women victims of all ages who were killed by a (ex-)partner. There is no information on the sex or age of the perpetrator.

**Slovenia.** Data is obtained on the basis of the criminal offence under Article 115 (manslaughter) and Article 116 (murder) of the Criminal Code (KZ-1), including the relationship between the victim and the suspect (spouse, ex-spouse, partner). Data covers women victims aged 18 and over and male offenders aged 18 and over.

**Slovakia.** Data is retrieved from the statistical sheet on victims of crime provided by the Presidium of Police Corps. The overall number has been calculated from the number of victims of offences related to homicide: first-degree murder (Section 144), second-degree murder

(Section 145), killing (Sections 147–148) ('husband' and 'cohabitee' selected under category 'relationship of offender with the victim'). The number is indicative.

**Finland.** The information for 2018 is based on preliminary data.

**Sweden.** Data on women victims of IPV related homicide is available from 2017.

**United Kingdom (Scotland).** Number of female victims aged 18 and over of homicide by a partner or ex-partner. Data collected by financial year.

**Table A12. Available data for indicator 10 (annual number of protection orders applied for and granted in cases of IPV against women, by type of court)**

Jurisdiction	2014	2015	2016	2017	2018
BE					
BG	1 895	2 121	2 323	2 440	2 981 (*)
CZ					
DK					
DE					
EE	51 (*)	55 (*)	47 (*)	72 (*)	123 (*)
IE	13 287	14 374	15 227	15 962 (*)	
EL					
ES	33 167	36 292	37 956	38 501	39 176 (*)
FR		2 958 (*)			
HR	3 474 (*)	2 620 (*)	2 493 (*)	2 916 (*)	2 657 (*)
IT	1 526	1 366	1 461	990	
CY					
LV					
LT	490 (*)	473 (*)	98 (*)	547 (*)	454 (*)
LU					
HU					
MT					
NL					
AT					
PL					
PT					
RO	3 572 (*)	4 393 (*)	5 739	6 629 (*)	8 203 (*)
SI			153 (*)		
SK					
FI	128 (*)	98 (*)	108 (*)	107 (*)	50 (*)
SE					
UK EAW	24 489 (*)	23 256 (*)	23 776 (*)	24 912 (*)	
UK NI	4 403 (*)	3 996 (*)	3 950 (*)	4 206 (*)	
UK SCT	19 (*)	14	10 (*)	8 (*)	

(\*) Reported.

### Data notes for indicator 10 for jurisdictions with comparable data

**Spain.** Data in the table is not disaggregated by age of victim. This information is available, but it is not reported here in order to make

the data comparable with protection orders granted, for which age disaggregation is not available. The numbers of protection orders for women aged 18 and over are 32 192 (2014), 35 488 (2015), 37 168 (2016), 37 634 (2017) and 38 269 (2018).

**Table A13. Available data for indicator 11 (annual number of men (aged 18 and over) prosecuted for IPV against women)**

Jurisdiction	2014	2015	2016	2017	2018
BE	38 020 (*)	36 804 (*)	37 780 (*)	33 674 (*)	31 302 (*)
BG					
CZ	783	687	642 (*)	590 (*)	578 (*)
DK					
DE					
EE					
IE					
EL	1 461 (*)	1 977 (*)	3 333 (*)	3 380 (*)	
ES	46 320	46 277	47 247	49 242	50 459 (*)
FR		17 375 (*)	16 916 (*)	16 829 (*)	
HR	5 355 (*)	3 709 (*)	3 348 (*)	3 352 (*)	2 991 (*)
IT	18 602	18 446	19 866		
CY					
LV					
LT				5 551 (*)	5 065 (*)
LU					
HU					
MT					
NL					
AT		3 648	3 852 (*)	3 938 (*)	3 716 (*)
PL					
PT	618 (*)	750 (*)	730 (*)	703 (*)	803 (*)
RO					
SI	438 (*)	723 (*)	608 (*)	535 (*)	
SK					893 (*)
FI					
SE	2 077	2 016	1 740	1 458	1 736
UK EAW	85 687 (*)	92 851 (*)	85 820 (*)	81 995 (*)	
UK NI	2 038 (*)	2 288 (*)	2 569 (*)	2 464 (*)	
UK SCT	13 322 (*)	13 212 (*)	11 419 (*)	10 278 (*)	

(\*) Reported.

### Data notes for indicator 11 for jurisdictions with comparable data

**Lithuania.** Data before 2017 is not available in the public domain of Statistics Lithuania. All victims of IPV are included (i.e. no disaggregation by sex of the victim).

**Sweden.** Data from 2018 includes additional offences (assault / aggravated assault outdoors). The data includes the number of men (aged 15 and over) prosecuted for assault / gross assault against a female partner/ex-partner (aged 18 and over) and men (aged 18 and over) prosecuted for gross violation of a woman's integrity.

Data can also include fines or waivers of prosecution from a prosecutor; however, this is a rather unusual decision for these two offences.

Data for assault / gross assault for 2014–2017 has been revised to include only men (aged 15 and over) perpetrators; before, they included all persons prosecuted – men and women.

**United Kingdom (Scotland).** Number of males, aged 18 and over, prosecuted in Scottish courts, with a domestic abuse aggravator recorded against the main charge. Data is not held on sex/age of the victim. Data is collected by financial year, for example 2017 refers to the 2017–2018 financial year. Data for 2018 had not yet been published by the time of EIGE's data collection.

**Table A14. Available data for indicator 12 (annual number of men (aged 18 and over) sentenced for IPV against women)**

Jurisdiction	2014	2015	2016	2017	2018
BE					
BG					
CZ	344	267	280 (*)	267 (*)	259 (*)
DK					
DE					
EE					461 (*)
IE					
EL					
ES		24 183	25 878 (*)	27 103 (*)	27 880 (*)
FR		16 418 (*)	16 954 (*)	16 896 (*)	
HR	9 175 (*)	6 652 (*)	6 675 (*)	6 553 (*)	6 172 (*)
IT	2 264	2 611	2 746	2 897	
CY					
LV					
LT					2 229 (*)
LU					
HU					
MT					
NL					
AT		433	524 (*)	486 (*)	547 (*)
PL					
PT	1 199 (*)	1 906 (*)	1 849 (*)	1 967 (*)	2 223 (*)
RO					

Jurisdiction	2014	2015	2016	2017	2018
SI	390 (*)	388 (*)	335 (*)	287 (*)	
SK	164	133	183	189	806
FI					
SE					
UK EAW	68 601 (*)	75 235 (*)	70 853 (*)	68 098 (*)	
UK NI	1 242 (*)	1 339 (*)	1 443 (*)	1 426 (*)	
UK SCT	10 728	10 654	9 455	8 562 (*)	

(\*) Reported.

### Data notes for indicator 12 for jurisdictions with comparable data

**Spain.** Data is not disaggregated by age. Men sentenced for an offence related to intimate partner violence.

**Lithuania.** Data in the public domain starts in 2018. All victims of IPV are included (i.e. no disaggregation by sex of the victim).

**Slovakia.** Data until 31 December 2017 is retrieved from the statistical sheet for criminal cases (ŠL-T). The overall number is calculated from the number of sentenced persons (males aged 18 and over) for offences related to IPV (female victim) in which the defendant's relationship with the victim was 'husband' or 'cohabitee'.

Since 1 January 2018, a new way of collecting and processing data has been implemented. Data from 1 January 2018 onwards is retrieved from the revised statistical sheet for criminal cases (ŠL-T). The overall number is calculated from the number of sentenced persons (males aged 18 and over) for offences related to IPV (first-degree murder (Section 44), second-de-

gree murder (Section 145), killing (Sections 147 and 148), bodily harm (Sections 155–157), restriction of personal freedom (Section 183), robbery (Section 188), extortion (Section 189), coercion (Section 192), forcible entry into dwelling (Section 194), rape (Section 199), sexual violence (Section 200), battering a close person and a person entrusted into one's care (Section 208), theft (Section 212), embezzlement (Section 213), fraud (Section 221), harm done to a thing of another (Section 245), serious threats (Section 360), serious stalking (Section 360a), and incidents of violence against a group of citizens and against an individual (Section 359) in which the victim was a woman/girl and the defendant's relationship with the victim was 'husband', 'ex-husband', 'cohabitee', 'ex-cohabitee' or 'parent of common child'.

**United Kingdom (Scotland).** Number of males, aged 18 and over, convicted with a domestic abuse aggravator recorded against the main charge. Data is not held on sex/age of the victim. Data is collected by financial year, for example 2017 refers to the 2017–2018 financial year. Data for 2018 had not yet been published by the time of EIGE's data collection.



Table A15. Available data for *indicator 13* (annual number of men (aged 18 and over) sentenced for IPV against women and held in prison or with a sanction involving a form of deprivation of liberty)

Jurisdiction	2014	2015	2016	2017	2018
BE					
BG					
CZ					
DK					
DE					
EE					116 (*)
IE					
EL					
ES		13 575 (*)	14 004 (*)	14 907 (*)	15 633 (*)
FR					
HR	1 205 (*)	797 (*)	728 (*)	761 (*)	686 (*)
IT				2 018	
CY					
LV					
LT					1 062 (*)
LU					
HU					
MT					
NL					
AT					
PL					
PT					
RO					
SI					
SK	57	57	76	91	467
FI					
SE					
UK EAW	5 333 (*)	6 637 (*)	6 469 (*)	5 970 (*)	
UK NI	281 (*)	292 (*)	341	342 (*)	
UK SCT	(a) 1 511 (*)	(a) 1 631 (*)	(a) 1 429 (*)	(a) 1 370 (*)	(a) 1 203 (b) 899 (c) 304 (*)

(\*) Reported.

**Data notes for indicator 13 for jurisdictions with comparable data**

**Spain.** Number of men (aged 18 and over) sentenced for IPV against women, with a sanction involving a form of deprivation of liberty.

**Lithuania.** Data available in the public domain starts in 2018. Data refers to the number of men who have received the penalty of the deprivation of liberty.

**Slovakia.** Same note as for indicator 12.

**United Kingdom (Scotland).** (a) No information held on who is / is not sent to prison or another penal institution. All that is available is the number of males aged 18 and over convicted and receiving custodial sentences for crimes with a domestic abuse aggravator, but this may not exactly match the number held in prisons. (b) Male prisoners aged over 18 in custody with domestic abuse aggravators associated with their current offences. (c) Male prisoners aged over 18 in custody with domestic abuse aggravators associated with their current offences, who are convicted.

## Annex 2. Data availability and comparability at indicator component level

The following rules apply to all indicators.

Legend:	
Comparability with EIGE indicator	
V	Data or proxy data for the indicator is comparable with the EIGE indicator.
	Data or proxy data for the indicator is <b>not</b> comparable with the EIGE indicator, but data on at least some of the indicator components is available.
—	No data is available or data is not useful for populating the EIGE indicator.
	Data is not yet available.

Data is not yet available for Luxembourg, Hungary and the Netherlands.

**Table A16. Mapping table for *indicator 1* (annual number of women (aged 18 and over) victims of IPV committed by men (aged 18 and over), as recorded by police)**

Jurisdiction	Statistical unit	Sex of victim	Victim-perpetrator relationship	Age of victim	Offence(s) included	Sex of perpetrator	Age of perpetrator
BE	—	—	—	—	—	—	—
BG	Number of protection orders	No sex disaggregation	Intimate and family relationships	No age disaggregation	Domestic violence	No sex disaggregation	No age disaggregation
CZ	V	V	V, but restricted to intimate partners living in a common dwelling	V	V, domestic violence within intimate partner relationships	V	V
DK	—	—	—	—	—	—	—
DE	V	V	V	No age disaggregation	V	No sex disaggregation	No age disaggregation
EE	V, but only as a percentage of domestic violence offences with information on the victim-perpetrator relationship	V	V	No age disaggregation	V, domestic violence within intimate partner relationships	V	No age disaggregation
IE	—	—	—	—	—	—	—
EL	V	V	Intimate and family relationships	No age disaggregation	Domestic violence	No sex disaggregation	No age disaggregation
ES	—	—	—	—	—	—	—

Jurisdiction	Statistical unit	Sex of victim	Victim-perpetrator relationship	Age of victim	Offence(s) included	Sex of perpetrator	Age of perpetrator
FR	V	V	V	V	Economic violence is not included	No sex disaggregation	No age disaggregation
HR	Offences	V	V	V	Economic violence is not included	V	V
IT	—	—	—	—	—	—	—
CY	V	V	Intimate and family relationships	V	Domestic violence	No sex disaggregation	No age disaggregation
LV	V	V	V	V	V, but not legally defined as such (aggregate of relevant offences)	V	V
LT	V	V	V	V	Economic violence is not included	V	No age disaggregation
LU							
HU							
MT	Cases	V, from 2016	V, from 2016	V, from 2016	V, domestic violence within intimate partner relationships, from 2016	V, from 2016	No age disaggregation
NL							
AT	V	V	Intimate and family relationships	V	Domestic violence	No sex disaggregation	V
PL	Blue Card procedures	V	Intimate and family relationships	No age disaggregation	Domestic violence	No sex disaggregation	No age disaggregation
PT	—	—	—	—	—	—	—
RO	V	No sex disaggregation	V, but limited to married or cohabiting couples	Uncertain	V	No sex disaggregation	Uncertain
SI	V	V	V	V	V, domestic violence within intimate partner relationships	V	V
SK	—	—	—	—	—	—	—
FI	V	V	V	V	Economic violence only covers extortion	No sex disaggregation	No age disaggregation
SE	—	—	—	—	—	—	—

Jurisdiction	Statistical unit	Sex of victim	Victim-perpetrator relationship	Age of victim	Offence(s) included	Sex of perpetrator	Age of perpetrator
UK EAW	Offences	No sex disaggregation	Intimate and family relationships	No age disaggregation	Domestic violence	No sex disaggregation	No age disaggregation
UK NI	Offences	V	Intimate and family relationships	V	Domestic violence	No sex disaggregation	No age disaggregation
UK SCT	Offences	V	V	V	V	V	V

Table A17. Mapping table for *indicator 2* (annual number of reported offences related to IPV against women committed by men (aged 18 and over))

Jurisdiction	Statistical unit	Sex of victim	Victim-perpetrator relationship	Age of victim	Offence(s) included	Sex of perpetrator	Age of perpetrator
BE	V	No sex disaggregation	V	No age disaggregation	V	No sex disaggregation	No age disaggregation
BG	Protection orders	No sex disaggregation	Intimate and family relationships	—	Domestic violence	No sex disaggregation	No age disaggregation
CZ	V	V	V, but limited to intimate partners living in a common dwelling	No age disaggregation	V, domestic violence within intimate partner relationships	V	V
DK	—	—	—	—	—	—	—
DE	—	—	—	—	—	—	—
EE	V, but only as a percentage of domestic violence offences with information on the victim-perpetrator relationship	—	V	No age disaggregation	V, domestic violence within intimate partner relationships	No sex disaggregation	No age disaggregation
IE	—	—	—	—	—	—	—
EL	V	No sex disaggregation	Intimate and family relationships	—	Domestic violence	No sex disaggregation	No age disaggregation
ES	V	V	V	V	V	V	V
FR	Victims	V	V	No age disaggregation	Economic violence is not included	No sex disaggregation	No age disaggregation

Jurisdiction	Statistical unit	Sex of victim	Victim-perpetrator relationship	Age of victim	Offence(s) included	Sex of perpetrator	Age of perpetrator
HR	V	V	V	No age disaggregation	Economic violence is not included	V	V
IT	V	V	Intimate and family relationships	No age disaggregation	Domestic violence	No sex disaggregation	No age disaggregation
CY	V	No sex disaggregation	Intimate and family relationships	No age disaggregation	Domestic violence	No sex disaggregation	No age disaggregation
LV	V	V	V	V	V, but not legally defined as such (aggregate of relevant offences)	V	V
LT	—	—	—	—	—	—	—
LU							
HU							
MT	Cases	V, from 2016	V, from 2016	V, from 2016	V, domestic violence within intimate partner relationships, from 2016	No sex disaggregation	No age disaggregation
NL							
AT	V	V	Intimate and family relationships	No age disaggregation	Domestic violence	No sex disaggregation	V
PL	—	—	—	—	—	—	—
PT	Reported violence incidents (contextual information from 2018 on the proportion of victims)	No sex disaggregation (contextual information from 2018: V)	Intimate and family relationships (contextual information from 2018: V)	No age disaggregation	Domestic violence (contextual information from 2018: V)	No sex disaggregation	No age disaggregation
RO	—	—	—	—	—	—	—
SI	V	V	V	V	V, domestic violence within intimate partner relationships	V	V
SK	Relationships in which an offence occurs	V	V, but limited to married or cohabiting	No age disaggregation	V, but not legally defined as such (aggregate of relevant offences does not comprehensively cover psychological and/or economic violence, depending on methodology)	No sex disaggregation	No age disaggregation

Jurisdiction	Statistical unit	Sex of victim	Victim-perpetrator relationship	Age of victim	Offence(s) included	Sex of perpetrator	Age of perpetrator
FI	V	V	V	V	No, economic violence covers only extortion	No sex disaggregation	No age disaggregation
SE	V	V	V, but limited to offences occurring indoors	—	V	No sex disaggregation	No age disaggregation
UK EAW	V	No sex disaggregation	Intimate and family relationships	No age disaggregation	Domestic violence	No sex disaggregation	No age disaggregation
UK NI	V	V	Intimate and family relationships	No age disaggregation	Domestic violence	No sex disaggregation	No age disaggregation
UK SCT	V	V	V	V	V	V	V

Table A18. Mapping table for *indicator 3* (annual number of men perpetrators of IPV against women (and percentage of male population that are perpetrators))

Jurisdiction	Statistical unit	Sex of victim	Victim-perpetrator relationship	Offence(s) included	Sex of perpetrator
BE	V	No sex disaggregation	V	V	V
BG	—	—	—	—	—
CZ	V	V	V, but limited to intimate partners living in a common dwelling	V, domestic violence within intimate partner relationships	V
DK	—	—	—	—	—
DE	Suspects	No sex and age disaggregation	V	V	V
EE	V, but only as a percentage of domestic violence offences with information on the victim-perpetrator relationship	No	V	V, domestic violence within intimate partner relationships	V
IE	—	—	—	—	—
EL	No, cases	No sex disaggregation	All relationships	All physical and sexual offences	

Jurisdiction	Statistical unit	Sex of victim	Victim-perpetrator relationship	Offence(s) included	Sex of perpetrator
ES	No, number of offences	V	V	V	V
FR	—	—	—	—	—
HR	No, data refer to number of offences	V	V	V	V
IT	—	—	—	—	—
CY	V	No sex disaggregation	Intimate and family relationships	Domestic violence	V
LV	—	—	—	—	—
LT	—	—	—	—	—
LU					
HU					
MT	—	—	—	—	—
NL					
AT	—	—	—	—	—
PL	V, number of suspected perpetrators	No sex disaggregation	Intimate and family relationships	Domestic violence	V
PT	— (contextual information from 2018 on the proportion of cases)	— (contextual information from 2018: V)	— (contextual information from 2018: V)	— (contextual information from 2018: V)	— (contextual information from 2018: V)
RO	—	—	—	—	—
SI	V	V	V	V, domestic violence within intimate partner relationships	V
SK	—	—	—	—	—
FI	V	V	V	V	V
SE	V, suspected perpetrators	V	V, but limited to offences occurring indoors	V	V
UK EAW	—	—	—	—	—
UK NI	V	No sex disaggregation	Intimate and family relationships	Domestic violence	No sex disaggregation
UK SCT	No, number of offences	V	V	V	V



Table A19. Mapping table for *indicator 4* (annual number of women (aged 18 and over) victims of physical IPV committed by men (aged 18 and over), as recorded by police)

Jurisdiction	Statistical unit	Sex of victim	Victim-perpetrator relationship	Age of victim	Offence(s) included	Sex of perpetrator	Age of perpetrator
BE	Offences	No sex disaggregation	V	No age disaggregation	V	No sex disaggregation	No age disaggregation
BG	Cases	No sex disaggregation	All relationships	No age disaggregation	General bodily injury	No sex disaggregation	No age disaggregation
CZ	V	V	V, but limited to intimate partners living in a common dwelling	V	V (murders motivated by personal relationships, intentional bodily harm and deprivation of liberty) in IPV context	V	V
DK	—	—	—	—	—	—	—
DE	V	V	V	No age disaggregation	V	No sex disaggregation	No age disaggregation
EE	—	—	—	—	—	—	—
IE	—	—	—	—	—	—	—
EL	—	—	—	—	—	—	—
ES	Offences	V	V	V	V	V	V
FR	V	V	V	V	V	No sex disaggregation	No age disaggregation
HR	Offences	V	V	V	V	V	V
IT	—	—	—	—	—	—	—
CY	V	No sex disaggregation	Intimate and family relationships	No age disaggregation	Physical offences related to domestic violence	No sex disaggregation	No age disaggregation
LV	V	V	V	V	V, physical violence defined according to ICCS categories and sections of the Criminal Law	V	V
LT	V	V	V	V	V, except non-intentional homicide	V	No age disaggregation
LU							
HU							

Jurisdiction	Statistical unit	Sex of victim	Victim-perpetrator relationship	Age of victim	Offence(s) included	Sex of perpetrator	Age of perpetrator
MT	Cases	V, from 2016	V, from 2016	V, from 2016	V, physical offences related to domestic violence in an intimate partner context, from 2016	V	No age disaggregation
NL							
AT	V	V	Intimate and family relations	V	Physical offence related to domestic violence	No sex disaggregation	V
PL	—	—	—	—	—	—	—
PT	— (contextual information from 2018 on the proportion of cases)	— (contextual information from 2018: V)	— (contextual information from 2018: V, by type of relationship (no aggregate))	— (contextual information from 2018: V)	— (contextual information from 2018: V)	— (contextual information from 2018: V)	— (contextual information from 2018: no age disaggregation)
RO	—	—	—	—	—	—	—
SI	—	—	—	—	—	—	—
SK	—	—	—	—	—	—	—
FI	V	V	V	V	V, but not legally defined as such (aggregate of relevant offences)	V	No age disaggregation
SE	Offences	V	V, but limited to offences occurring indoors	V	V	No sex disaggregation	No age disaggregation
UK EAW	Offences	No sex disaggregation	Intimate and family relationships	No age disaggregation	Physical offences related to domestic violence (including homicide)	No sex disaggregation	No age disaggregation
UK NI	Offences	V	Intimate and family relationships	V	Physical offence related to domestic violence	No sex disaggregation	No age disaggregation
UK SCT	Offences	V	V	V	V, 'non-sexual crimes of violence' and 'common assault'	V	V

Table A20. Mapping table for *indicator 5* (annual number of women (aged 18 and over) victims of psychological IPV committed by men (aged 18 and over), as recorded by police)

Jurisdiction	Statistical unit	Sex of victim	Victim-perpetrator relationship	Age of victim	Offence(s) included	Sex of perpetrator	Age of perpetrator
BE	Offences	No sex disaggregation	V	No age disaggregation	V	No sex disaggregation	No age disaggregation
BG	—	—	—	—	—	—	—
CZ	V	V	V, but limited to intimate partners living in a common dwelling	V	V, relevant offences in an IPV context (Section 103-murders motivated by personal relationships; Section 151-intentional bodily harm; Section 182-deprivation of liberty)	V	V
DK	—	—	—	—	—	—	—
DE	V	V	V	No age disaggregation	V	No sex disaggregation	No age disaggregation
EE	V, but only as a percentage of stalking and threats (separately for each offence)	V	V	No age disaggregation	Stalking and threats separately (not aggregated)	V	No age disaggregation
IE	—	—	—	—	—	—	—
EL	—	—	—	—	—	—	—
ES	Offences	V	V	V	V	V	V
FR	V	V	V	V	Threats and harassment only	No sex disaggregation	No age disaggregation
HR	Offences	V	V	V	V	V	V
IT	Offences	V	No, all relationships	V	Stalking	No sex disaggregation	No age disaggregation
CY	V	No sex disaggregation	No, all relationships	No age disaggregation	No, psychological offence related to domestic violence	No sex disaggregation	No age disaggregation
LV	V	V	V	V	V, psychological violence defined according to ICCS categories and sections of the Criminal Law	V	V
LT	V	V	V	V	Threats only	V	No age disaggregation

Jurisdiction	Statistical unit	Sex of victim	Victim-perpetrator relationship	Age of victim	Offence(s) included	Sex of perpetrator	Age of perpetrator
LU							
HU							
MT	Cases	V, from 2016	V, from 2016	V, from 2016	V, stalking and psychological offences related to domestic violence in an intimate partner context, from 2016	V	No age disaggregation
NL							
AT	V	V	Intimate and family relationships	V	Psychological offences related to domestic violence	No sex disaggregation	V
PL	—	—	—	—	—	—	—
PT	— (contextual information from 2018 on the proportion of cases)	— (contextual information from 2018: V)	— (contextual information from 2018: V, by type of relationship (no aggregate))	— (contextual information from 2018: V)	— (contextual information from 2018: V)	— (contextual information from 2018: V)	— (contextual information from 2018: no age disaggregation)
RO	—	—	—	—	—	—	—
SI	—	—	—	—	—	—	—
SK	Relationships in which an offence occurs	V	V, but limited to married or cohabiting	—	V, but not legally defined as such (aggregate of relevant psychological offences)	No sex disaggregation	No age disaggregation
FI	V	V	V	V	V, but not legally defined as such (aggregate of relevant offences)	V	No age disaggregation
SE	—	—	—	—	—	—	—
UK EAW	Offences	No sex disaggregation	Intimate and family relationships	No age disaggregation	V	No sex disaggregation	No age disaggregation
UK NI	Offences	V	Intimate and family relationships	V	Psychological offences related to domestic violence	No sex disaggregation	No age disaggregation
UK SCT	—	—	—	—	—	—	—

Table A21. Mapping table for *indicator 6* (annual number of women (aged 18 and over) victims of sexual IPV committed by men (aged 18 and over), as recorded by police)

Jurisdiction	Statistical unit	Sex of victim	Victim-perpetrator relationship	Age of victim	Of-fence(s) included	Sex of perpetrator	Age of perpetrator
BE	Offences	No sex disaggregation	V	No age disaggregation	V	No sex disaggregation	No age disaggregation
BG	—	—	—	—	—	—	—
CZ	V	V	V, but limited to intimate partners living in a common dwelling	V	V, rape and other sexual abuse in an IPV context	V	V
DK	—	—	—	—	—	—	—
DE	V	V	V	No age disaggregation	V	No sex disaggregation	No age disaggregation
EE	Offences	V	V	V	No, rape only	V	V
IE	—	—	—	—	—	—	—
EL	Offences	No sex disaggregation	All relationships	No age disaggregation	All sexual assaults	No sex disaggregation	No age disaggregation
ES	Offences	V	V	V	V	V	V
FR	V	V	V	V	V, rape and sexual assault	No sex disaggregation	No age disaggregation
HR	Offences	V	V	V	V	V	V
IT	—	—	—	—	—	—	—
CY	V	No sex disaggregation	Intimate and family relationships	No age disaggregation	Sexual offences related to domestic violence	No sex disaggregation	No age disaggregation
LV	V	V	V	V	V, sexual violence defined according to ICCS categories and sections of the Criminal Law	V	V
LT	V	V	V	V	V, except marital rape (but including rape)	V	No age disaggregation
LU							
HU							

Jurisdiction	Statistical unit	Sex of victim	Victim-perpetrator relationship	Age of victim	Of-fence(s) included	Sex of perpetrator	Age of perpetrator
MT	Offences	No sex disaggregation	Intimate and family relationships	No age disaggregation	Sexual offences related to domestic violence	No sex disaggregation	No age disaggregation
NL							
AT	V	V	Intimate and family relationships	V	Sexual offences related to domestic violence	No sex disaggregation	V
PL	—	—	—	—	—	—	—
PT	— (contextual information from 2018 on the proportion of cases)	— (contextual information from 2018: V)	— (contextual information from 2018: V, by type of relationship (no aggregate))	— (contextual information from 2018: V)	— (contextual information from 2018: V)	— (contextual information from 2018: V)	— (contextual information from 2018: no age disaggregation)
RO	—	—	—	—	—	—	—
SI	Uncertain	V	Intimate and family relationships	Uncertain	Sexual offences related to domestic violence	Uncertain	Uncertain
SK	Relationships in which an offence occurs	V	V, but limited to married or cohabiting	—	V, but not legally defined as such (aggregate of relevant sexual offences)	No sex disaggregation	No age disaggregation
FI	V	V	V	V	V, rape and other sexual offences	V	No age disaggregation
SE	—	—	—	—	—	—	—
UK EAW	Offences	V, from 2016 onwards (total before 2016)	Intimate and family relationships	No, from 2016 onwards, victims of sexual assault aged 13 and over and victims of rape aged 16 and over. Before that, no age breakdown	Rape and sexual assault related to domestic violence	No sex disaggregation	No age disaggregation

Jurisdiction	Statistical unit	Sex of victim	Victim-perpetrator relationship	Age of victim	Offence(s) included	Sex of perpetrator	Age of perpetrator
UK NI	Offences	No sex disaggregation	Intimate and family relationships	No age disaggregation	Sexual offence related to domestic violence	No sex disaggregation	No age disaggregation
UK SCT	Offences	V	V	V	V	V	V

Table A22. Mapping table for *indicator 7* (annual number of women (aged 18 and over) victims of economic IPV committed by men (aged 18 and over), as recorded by police)

Jurisdiction	Statistical unit	Sex of victim	Victim-perpetrator relationship	Age of victim	Offence(s) included	Sex of perpetrator	Age of perpetrator
BE	Offences	No sex disaggregation	V	No age disaggregation	V	No sex disaggregation	No age disaggregation
BG	—	—	—	—	—	—	—
CZ	V	No sex disaggregation	All relationships	No age disaggregation	No, all economic offences	No sex disaggregation	No age disaggregation
DK	—	—	—	—	—	—	—
DE	V	V	V	No age disaggregation	No, only exploitation of prostitutes and forced prostitution	No sex disaggregation	No age disaggregation
EE	—	—	—	—	—	—	—
IE	—	—	—	—	—	—	—
EL	—	—	—	—	—	—	—
ES	Offences	V	V	V	V	V	V
FR	—	—	—	—	—	—	—
HR	—	—	—	—	—	—	—
IT	—	—	—	—	—	—	—
CY	—	—	—	—	—	—	—
LV	V	V	V	V	V, economic violence defined according to ICCS categories and sections of the Criminal Law	V	V
LT	—	—	—	—	—	—	—
LU							

Jurisdiction	Statistical unit	Sex of victim	Victim-perpetrator relationship	Age of victim	Offence(s) included	Sex of perpetrator	Age of perpetrator
HU							
MT	Offences	No sex disaggregation	Intimate and family relationships	No age disaggregation	Economic violence related to domestic violence	No sex disaggregation	No age disaggregation
NL							
AT	V	V	Intimate and family relationships	V	Economic offences related to domestic violence	No sex disaggregation	V
PL	—	—	—	—	—	—	—
PT	— (contextual information from 2018 on the proportion of cases)	— (contextual information from 2018: V)	— (contextual information from 2018: V, by type of relationship (no aggregate))	— (contextual information from 2018: V)	— (contextual information from 2018: V)	— (contextual information from 2018: V)	— (contextual information from 2018: no age disaggregation)
RO	—	—	—	—	—	—	—
SI	—	—	—	—	—	—	—
SK	Offences	V	V, but limited to married or cohabiting	No age disaggregation	V, but not legally defined as such (aggregate of relevant economic offences)	No sex disaggregation	No age disaggregation
FI	V	V	V	V	No, only extortion	V	No age disaggregation
SE	—	—	—	—	—	—	—
UK EAW	Offences	No sex disaggregation	Intimate and family relationships	No age disaggregation	Economic offences related to domestic violence	No sex disaggregation	No sex disaggregation
UK NI	Offences	V	Intimate and family relationships	V	Economic offences related to domestic violence	No sex disaggregation	No age disaggregation
UK SCT	Offences	V	V	V	V	V	V



Table A23. Mapping table for *indicator 8* (annual number of women (aged 18 and over) victims reporting rape committed by men (aged 18 and over), as recorded by police)

Jurisdiction	Statistical unit	Sex of victim	Age of victim	Offence(s) included	Sex of perpetrator	Age of perpetrator
BE	—	—	—	—	—	—
BG	Solved cases	V	No age disaggregation	V	V	No age disaggregation
CZ	V	V	V	V	V	V
DK	Offences	V	V	V	No sex disaggregation	No age disaggregation
DE	V	V	No age disaggregation	V	No sex disaggregation	No age disaggregation
EE	V	V	V	V	No sex disaggregation	No age disaggregation
IE	Recorded crimes	No sex disaggregation	No age disaggregation	V	No sex disaggregation	No age disaggregation
EL	V	V	No age disaggregation	V	No sex disaggregation	No age disaggregation
ES	Offences	V	V	V	V	V
FR	V	V	V	Includes attempted rape	No sex disaggregation	No age disaggregation
HR	Offences	V	V	V	V	V
IT	V	V	V	No, sexual violence	No sex disaggregation	No age disaggregation
CY	Cases	V	V, 16 and over	V	No sex disaggregation	No age disaggregation
LV	V	V	V	V	V	V
LT	V	V	V	Includes attempted rape	V	No age disaggregation
LU						
HU						
MT	Cases	V	V	V	V	V
NL						
AT	V	V	V	V	No sex disaggregation	V
PL	Offences	V	No age disaggregation	V	No sex disaggregation	No age disaggregation
PT	Offences	V	No age disaggregation	V	No sex disaggregation	No age disaggregation
RO	—	—	—	—	—	—
SI	V	V	V	Includes attempted rape	V	V
SK	V	V	V, 19 and over	Includes sexual violence	No sex disaggregation	No age disaggregation
FI	V	V	V	V	V	No age disaggregation

Jurisdiction	Statistical unit	Sex of victim	Age of victim	Offence(s) included	Sex of perpetrator	Age of perpetrator
SE	Offences	V	V	V	No sex disaggregation	No age disaggregation
UK EAW	Offences	V	V, 16 and over	V	No sex disaggregation	No age disaggregation
UK NI	Offences	No sex disaggregation	No age disaggregation	V	No sex disaggregation	No age disaggregation
UK SCT	Offences	V	No age disaggregation	V	No sex disaggregation	No age disaggregation

**Table A24. Mapping table for indicator 9 (women victims of intimate partner femicide (aged 18 and over) committed by a male intimate partner (aged 18 and over), as a share of women victims of homicide aged 18 and over)**

Jurisdiction	Statistical unit	Sex of victim	Victim-perpetrator relationship	Age of victim	Offence(s) included	Sex of perpetrator	Age of perpetrator
BE	—	—	—	—	—	—	—
BG	Offences	No sex disaggregation	All relationships	No age disaggregation	All homicides	V	No age disaggregation
CZ	V	V	V, but limited to intimate partners living in a common dwelling	V	V, within intimate partner relationships	V	V
DK	Offences	V	All relationships	V, 20 and over	All homicides	No sex disaggregation	No age disaggregation
DE	V	V	V	No age disaggregation	V, within intimate partner relationships	No sex disaggregation	No age disaggregation
EE	V	V	Intimate and family relationships	V	Homicide related to domestic violence	No sex disaggregation	No age disaggregation
IE	—	—	—	—	—	—	—
EL	V	V	Intimate and family relationships	No age disaggregation	All homicides	No sex disaggregation	No age disaggregation
ES	V	V	V	V	V, within intimate partner relationships	V	V
FR	V	V	V	V	V, within intimate partner relationships	No sex disaggregation	No age disaggregation

Jurisdiction	Statistical unit	Sex of victim	Victim-perpetrator relationship	Age of victim	Offence(s) included	Sex of perpetrator	Age of perpetrator
HR	Offences	V	V	V	V, within intimate partner relationships	V	V
IT	V	V	V	V	V, within intimate partner relationships	V	V
CY	Cases	No sex disaggregation	All relationships	No age disaggregation	All homicides	No sex disaggregation	No age disaggregation
LV	V	V	V	V	V, within intimate partner relationships	V	V
LT	V	V	V	V	V, within intimate partner relationships	V	No age disaggregation
LU							
HU							
MT	V	V	V	No age disaggregation	V, within intimate partner relationships	V	No age disaggregation
NL	V	V	V	No age disaggregation	V, within intimate partner relationships	No sex disaggregation	No age disaggregation
AT	V	V	Intimate and family relationships	V	Homicide related to domestic violence	V	V
PL	V	V	All relationships	V	All homicides	No sex disaggregation	No age disaggregation
PT	—	—	—	—	—	—	—
RO	—	—	—	—	—	—	—
SI	V	V	V	V	V, within intimate partner relationships	V	V
SK	V	V	V	No age disaggregation	V, within intimate partner relationships	No sex disaggregation	No age disaggregation
FI	V	V	V	V	V, within intimate partner relationships	V	V
SE	V	V	V	V	V, within intimate partner relationships	No sex disaggregation	No age disaggregation

Jurisdiction	Statistical unit	Sex of victim	Victim-perpetrator relationship	Age of victim	Offence(s) included	Sex of perpetrator	Age of perpetrator
UK EAW	Offences	V	V	No age disaggregation	V, within intimate partner relationships	No sex disaggregation	No age disaggregation
UK NI	Offences	V	V	No age disaggregation	V, within intimate partner relationships	No age disaggregation	No age disaggregation
UK SCT	V	V	V	V	V, within intimate partner relationships	V	V

**Table A25. Mapping table for *indicator 10* (annual number of protection orders applied for and granted in cases of IPV against women, by type of court)**

Jurisdiction	Statistical unit	Sex of victim	Victim-perpetrator relationship	Offence(s) included
BE	—	—	—	—
BG	V, but limited to protection orders granted	No sex disaggregation	Intimate and family relationships	Domestic violence
CZ	—	—	—	—
DK	—	—	—	—
DE	—	—	—	—
EE	V	V	—	—
IE	V	No sex disaggregation	Intimate and family relationships	Domestic violence
EL	—	—	—	—
ES	V	V	V	V
FR	V	No sex disaggregation	Intimate and family relationships	Domestic violence
HR	V	No sex disaggregation	Intimate and family relationships	Domestic violence
IT	No, first warnings and restraining orders	No sex disaggregation	All relationships	Police warning
CY	—	—	—	—
LV	—	—	—	—
LT	No, other court measures	No sex disaggregation	V	No, all types of violence
LU				
HU				
MT	—	—	—	—
NL				
AT	—	—	—	—
PL	—	—	—	—

Jurisdiction	Statistical unit	Sex of victim	Victim-perpetrator relationship	Offence(s) included
PT	—	—	—	—
RO	V	No sex disaggregation	Intimate and family relationships	Domestic violence
SI	Protection order applications	No sex disaggregation	Intimate and family relationships	Domestic violence
SK	—	—	—	—
FI	V	—	Intimate and family relationships	Domestic violence
SE	—	—	—	—
UK EAW	Domestic violence remedies	No sex disaggregation	Intimate and family relationships	Domestic violence
UK NI	V	No sex disaggregation	All relationships	All restraining orders in family and civil cases
UK SCT	Family procedures with exclusion orders	No sex disaggregation	Intimate and family relationships	Domestic violence

**Table A26. Mapping table for *indicator 11* (annual number of men (aged 18 and over) prosecuted for IPV against women)**

Jurisdiction	Statistical unit	Sex of victim	Victim-perpetrator relationship	Offence(s) included	Sex of perpetrator	Age of perpetrator
BE	No, number of suspects	No sex disaggregation	V	Domestic violence	V	V
BG	—	—	—	—	—	—
CZ	V	V	V, but limited to current partners	Domestic violence	V	V
DK	—	—	—	—	—	—
DE	—	—	—	—	—	—
EE	—	—	—	—	—	—
IE	—	—	—	—	—	—
EL	No, number of suspects	No sex disaggregation	Intimate and family relationships	Domestic violence	No sex disaggregation	No age disaggregation
ES	No, number of men accused and sentenced	V	V	V	V	V
FR	No, number of convictions	No sex disaggregation	V	No, sexual IPV offences	V	No age disaggregation
HR	No, number of persons charged	No sex disaggregation	V	Domestic violence	V	Uncertain
IT	V	No sex disaggregation	Intimate and family relationships	Domestic violence	V	Uncertain
CY	—	—	—	—	—	—

Jurisdiction	Statistical unit	Sex of victim	Victim-perpetrator relationship	Offence(s) included	Sex of perpetrator	Age of perpetrator
LV	—	—	—	—	—	—
LT	V	No sex disaggregation	V	V	No sex disaggregation	No age disaggregation
LU						
HU						
MT	—	—	—	—	—	—
NL						
AT	Proceedings or reports	No sex disaggregation	Intimate and family relationships	Domestic violence	V	V
PL	—	—	—	—	—	—
PT	Suspects	No sex disaggregation	Intimate and family relationships	Domestic violence	No sex disaggregation	No age disaggregation
RO	—	—	—	—	—	—
SI	V	No sex disaggregation	Intimate and family relationships	Domestic violence	V	V
SK	Persons appearing before the court	No sex disaggregation	V	V, aggregate of relevant offences	No sex disaggregation	No age disaggregation
FI	—	—	—	—	—	—
SE	V	V	V	V	V	V, 15 and older
UK EAW	Cases	No sex disaggregation	Intimate and family relationships	Domestic violence	V	No age disaggregation
UK NI	Cases	No sex disaggregation	Intimate and family relationships	Domestic violence	V	V
UK SCT	V	No sex disaggregation	V	V	V	V

Table A27. Mapping table for *indicator 12* (annual number of men (aged 18 and over) sentenced for IPV against women)

Jurisdiction	Statistical unit	Sex of victim	Victim-perpetrator relationship	Offence(s) included	Sex of perpetrator	Age of perpetrator
BE	—	—	—	—	—	—
BG	—	—	—	—	—	—
CZ	Cases	V	V, but limited to current partners	Domestic violence	V	No age disaggregation
DK	—	—	—	—	—	—
DE	—	—	—	—	—	—
EE	V	—	No, close relationship or relationship of subordination	Damage to health and physical abuse in a close relationship or a relationship of subordination	V	—
IE	—	—	—	—	—	—
EL	—	—	—	—	—	—
ES	V	V	V	V	V	No age disaggregation
FR	Convictions	No sex disaggregation	V	V	V	No age disaggregation
HR	Sentences/ persons	No sex and age disaggregation	Intimate and family relationships	Domestic violence	V	Uncertain
IT	V	No sex disaggregation	Intimate and family relationships	Domestic violence	V	V
CY	—	—	—	—	—	—
LV	—	—	—	—	—	—
LT	V	No sex disaggregation	V	V	V	V
LU						
HU						
MT	—	—	—	—	—	—
NL						
AT	Convictions	No sex disaggregation	Intimate and family relationships	Domestic violence	V	V
PL	—	—	—	—	—	—
PT	Inquiries resulting in an indictment	No sex disaggregation	Intimate and family relationships	Domestic violence	No sex disaggregation	No age disaggregation

Jurisdiction	Statistical unit	Sex of victim	Victim-perpetrator relationship	Offence(s) included	Sex of perpetrator	Age of perpetrator
RO	—	—	—	—	—	—
SI	V	No sex disaggregation	Intimate and family relationships	Domestic violence	V	V
SK	V	V	V	V, aggregate of relevant offences	V	V
FI	—	—	—	—	—	—
SE	—	—	—	—	—	—
UK EAW	Convictions	No sex disaggregation	Intimate and family relationships	Domestic violence	No sex disaggregation	No age disaggregation
UK NI	Cases	No sex disaggregation	Intimate and family relationships	Domestic violence	V	V
UK SCT	V	No sex disaggregation	V	V	V	V

**Table A28. Mapping table for *indicator 13* (annual number of men (aged 18 and over) sentenced for IPV against women and held in prison or with a sanction involving a form of deprivation of liberty)**

Jurisdiction	Statistical unit	Sex of victim	Victim-perpetrator relationship	Offence(s) included	Sex of perpetrator	Age of perpetrator
BE	—	—	—	—	—	—
BG	—	—	—	—	—	—
CZ	—	—	—	—	—	—
DK	—	—	—	—	—	—
DE	—	—	—	—	—	—
EE	V	—	Close relationship or relationship of subordination	Damage to health and physical abuse in a close relationship or a relationship of subordination	V	—
IE	—	—	—	—	—	—
EL	—	—	—	—	—	—
ES	V	V	V	V	V	V
FR	—	—	—	—	—	—
HR	Unconditional prison sentences	No sex disaggregation	Intimate and family relationships	Domestic violence	V	Uncertain



Jurisdiction	Statistical unit	Sex of victim	Victim-perpetrator relationship	Offence(s) included	Sex of perpetrator	Age of perpetrator
IT	V	No sex disaggregation	All relationships	Domestic violence	V	V
CY	—	—	—	—	—	—
LV	—	—	—	—	—	—
LT	V	No sex disaggregation	V	V	V	V
LU						
HU						
MT	—	—	—	—	—	—
NL						
AT	—	—	—	—	—	—
PL	—	—	—	—	—	—
PT	—	—	—	—	—	—
RO	—	—	—	—	—	—
SI	—	—	—	—	—	—
SK	V	V	V	V, aggregate of relevant offences	V	V
FI	—	—	—	—	—	—
SE	—	—	—	—	—	—
UK EAW	Convictions after trial	No sex disaggregation	Intimate and family relationships	Domestic violence	No sex disaggregation	No age disaggregation
UK NI	Cases	No sex disaggregation	Intimate and family relationships	Domestic violence	V	V
UK SCT	V	No sex disaggregation	V	V	V	V

## GETTING IN TOUCH WITH THE EU

### IN PERSON

All over the European Union there are hundreds of Europe Direct information centres. You can find the address of the centre nearest you at: [https://europa.eu/european-union/contact\\_en](https://europa.eu/european-union/contact_en)

### ON THE PHONE OR BY EMAIL

Europe Direct is a service that answers your questions about the European Union.

You can contact this service:

- by freephone: 00 800 6 7 8 9 10 11 (certain operators may charge for these calls),
- at the following standard number: +32 22999696, or
- by email via: [https://europa.eu/european-union/contact\\_en](https://europa.eu/european-union/contact_en)

## FINDING INFORMATION ABOUT THE EU

### ONLINE

Information about the European Union in all the official languages of the EU is available on the Europa website at: [https://europa.eu/european-union/index\\_en](https://europa.eu/european-union/index_en)

### EU PUBLICATIONS

You can download or order free and priced EU publications from: <https://publications.europa.eu/en/publications>. Multiple copies of free publications may be obtained by contacting Europe Direct or your local information centre (see [https://europa.eu/european-union/contact\\_en](https://europa.eu/european-union/contact_en)).

### EU LAW AND RELATED DOCUMENTS

For access to legal information from the EU, including all EU law since 1952 in all the official language versions, go to EUR-Lex at: <http://eur-lex.europa.eu>

### OPEN DATA FROM THE EU

The EU Open Data Portal (<http://data.europa.eu/euodp/en>) provides access to datasets from the EU. Data can be downloaded and reused for free, for both commercial and non-commercial purposes.



[www.eige.europa.eu](http://www.eige.europa.eu)



Publications Office  
of the European Union